

# YAESU

## FT-60R/E

### Technical Supplement

©2010 VERTEX STANDARD CO., LTD. EH017M90C


**VERTEX STANDARD CO., LTD.**  
4-8-8 Nakameguro, Meguro-Ku, Tokyo 153-8644, Japan

**VERTEX STANDARD**  
**US Headquarters**  
10900 Walker Street, Cypress, CA 90630, U.S.A.

**YAESU UK LTD.**  
Unit 12, Sun Valley Business Park, Winnall Close  
Winchester, Hampshire, SO23 0LB, U.K.

**VERTEX STANDARD HK LTD.**  
Unit 5, 20/F., Seaview Centre, 139-141 Hoi Bun Road,  
Kwun Tong, Kowloon, Hong Kong

**VERTEX STANDARD (AUSTRALIA) PTY., LTD.**  
Normanby Business Park, Unit 14/45 Normanby Road  
Notting Hill 3168, Victoria, Australia



## Introduction

This manual provides the technical information necessary for servicing the **FT-60R/E** VHF/UHF Dual Band Transceiver.

Servicing this equipment requires expertise in handling surface-mount chip components. Attempts by non-qualified persons to service this equipment may result in permanent damage not covered by the warranty, and may be illegal in some countries.

Two PCB layout diagrams are provided for each double-sided board in this transceiver. Each side of the board is referred to by the type of the majority of components installed on that side ("Side A" or "Side B"). In most cases one side has only chip components (surface-mount devices), and the other has either a mixture of both chip and leaded components (trimmers, coils, electrolytic capacitors, ICs, etc.), or leaded components only.

While we believe the information in this manual to be correct, VERTEX STANDARD assumes no liability for damage that may occur as a result of typographical or other errors that may be present. Your cooperation in pointing out any inconsistencies in the technical information would be appreciated.

## Contents

Specifications .....	2
Exploded View & Miscellaneous Parts .....	4
Block Diagram .....	5
Circuit Description .....	7
Alignment .....	9
<b>Board Units (Schematics, Layouts &amp; Parts)</b>	
MAIN Unit .....	13
VR Unit .....	47

# Specifications

## General

<b>Frequency Ranges:</b> (Cellular Blocked)	RX 108 - 137 MHz (Air Band), 137 - 520 MHz (AM/FM), 700 - 999.990 MHz (FM) TX 144-148 MHz, 430-450 MHz
<b>Channel Steps:</b>	5/10/12.5/15/20/25/50/100 kHz
<b>Frequency Stability:</b>	±5 ppm @ 14 °F to 140 °F (−10 °C to +60 °C)
<b>Repeater Shift:</b>	±600 kHz (144 MHz), ±1.6/5.0/7.6 MHz (430 MHz)
<b>Emission Type:</b>	F2 (F2D), F3 (F3E)
<b>Antenna Impedance:</b>	50 W
<b>Supply Voltage:</b> (Negative Ground)	Nominal: 7.2 V DC, Negative Ground Operating: 6.0 ~ 16.0 V DC (EXT DC Jack) 11.0 ~ 16.0 V DC (EXT DC Jack with Charging)
<b>Current Consumption:</b> (Approx. @7.2 V)	125 mA (Receive) 45 mA (144 MHz, Standby, Saver Off) 47 mA (430 MHz, Standby, Saver Off) 19 mA (Standby, Saver On) 0.8 mA (Auto Power Off) 1.5 A (5 W TX, 144 MHz) 1.6 A (5 W TX, 430 MHz)
<b>Operating Temperature:</b>	−4 °F to 140 °F (−20 °C to +60 °C)
<b>Case Size:</b>	2.3" (W) x 4.3" (H) x 1.2" (D) (58 x 109 x 30 mm) (W/O knob, antenna, and belt clip)
<b>Weight:</b>	13.05 Oz (370 g) with FNB-83, and antenna

## Transmitter

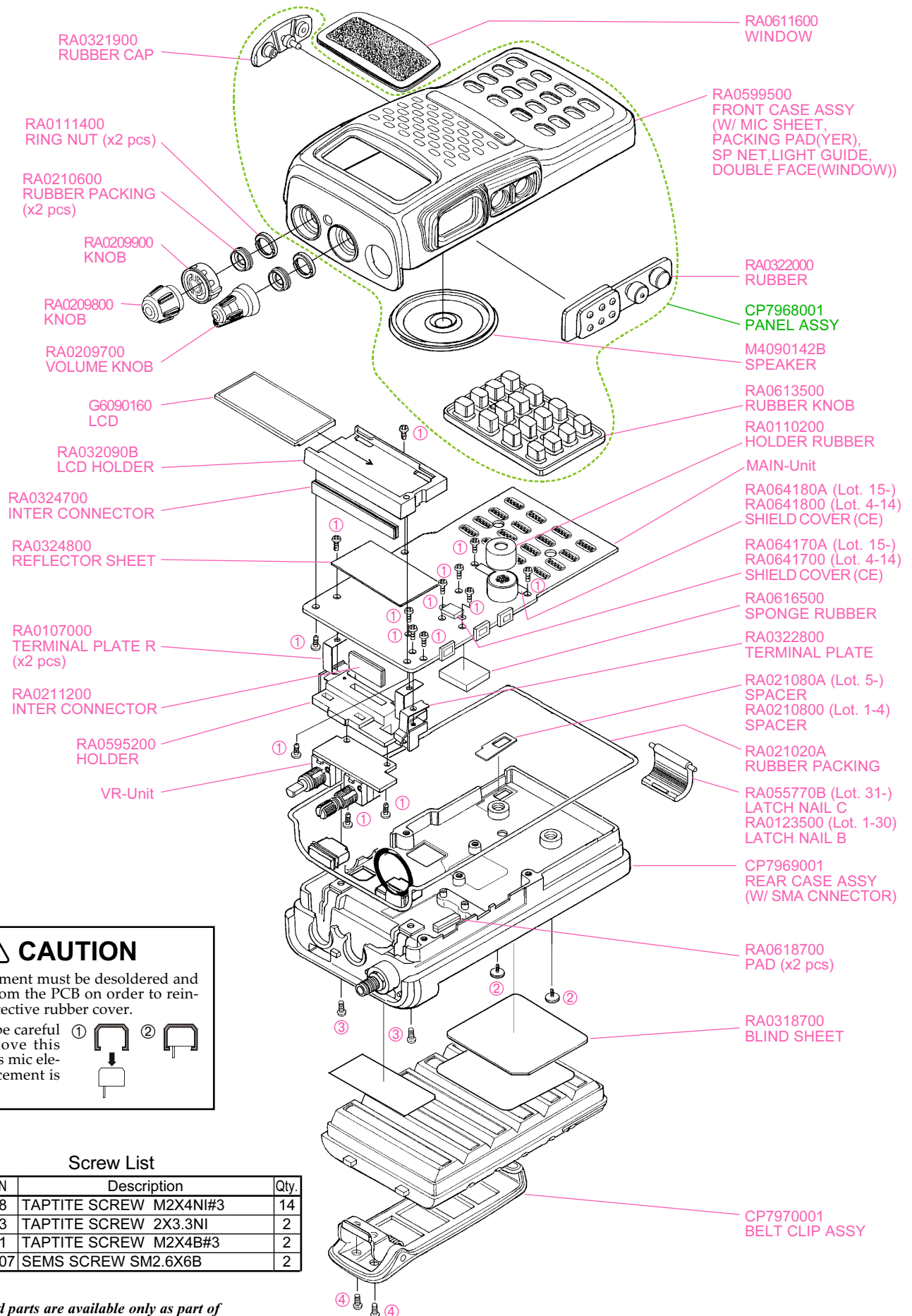
<b>RF Power Output:</b>	5.0 W (High) / 2.0 W (Middle) / 0.5 W (Low) (Approx.)
<b>Modulation Type:</b>	Variable Reactance F2 (F2D), F3 (F3E)
<b>Maximum Deviation:</b>	±5.0 kHz (F2D, F3E)
<b>Spurious Emission:</b>	At least 60 dB down (@ High and Middle power) At least 40 dB down (@ Low power)
<b>Microphone Impedance:</b>	2 kW

## Receiver

<b>Circuit Type:</b>	Double-Conversion Superheterodyne
<b>Intermediate Frequencies:</b>	1st: 47.25 MHz, 2nd: 450 kHz
<b>Sensitivity :</b> (Cellular Blocked)	0.8 µV TYP for 10 dB SN (108-137 MHz, AM) 0.2 µV for 12 dB SINAD (137-140 MHz, FM) 0.16 µV for 12 dB SINAD (140-150 MHz, FM) 0.2 µV for 12 dB SINAD (150-174 MHz, FM) 0.3 µV TYP for 12 dB SINAD (174-300 MHz, FM) 0.8 µV for 10 dB SN (300-336 MHz, AM) 0.25 µV for 12 dB SINAD (336-420 MHz, FM) 0.2 µV for 12 dB SINAD (400-470 MHz, FM) 0.25 µV for 12 dB SINAD (470-520 MHz, FM) 0.5 µV TYP for 12 dB SINAD (800-900 MHz, FM) 0.8 µV TYP for 12 dB SINAD (800-999.990 MHz, FM)
<b>Selectivity:</b>	12 kHz/35 kHz (−6 dB /−60 dB)
<b>AF Output:</b>	400 mW @ 8 W for 10 % THD (@ 7.5 V)

*Specifications are subject to change without notice, and are guaranteed within the 144 and 430 MHz amateur bands only. Frequency ranges will vary according to transceiver version; check with your dealer.*

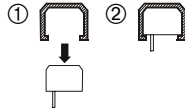
# Exploded View & Miscellaneous Parts



## CAUTION

The mic element must be desoldered and removed from the PCB in order to re-install its protective rubber cover.

Therefore, be careful not to remove this cover unless mic element replacement is necessary.



## Screw List

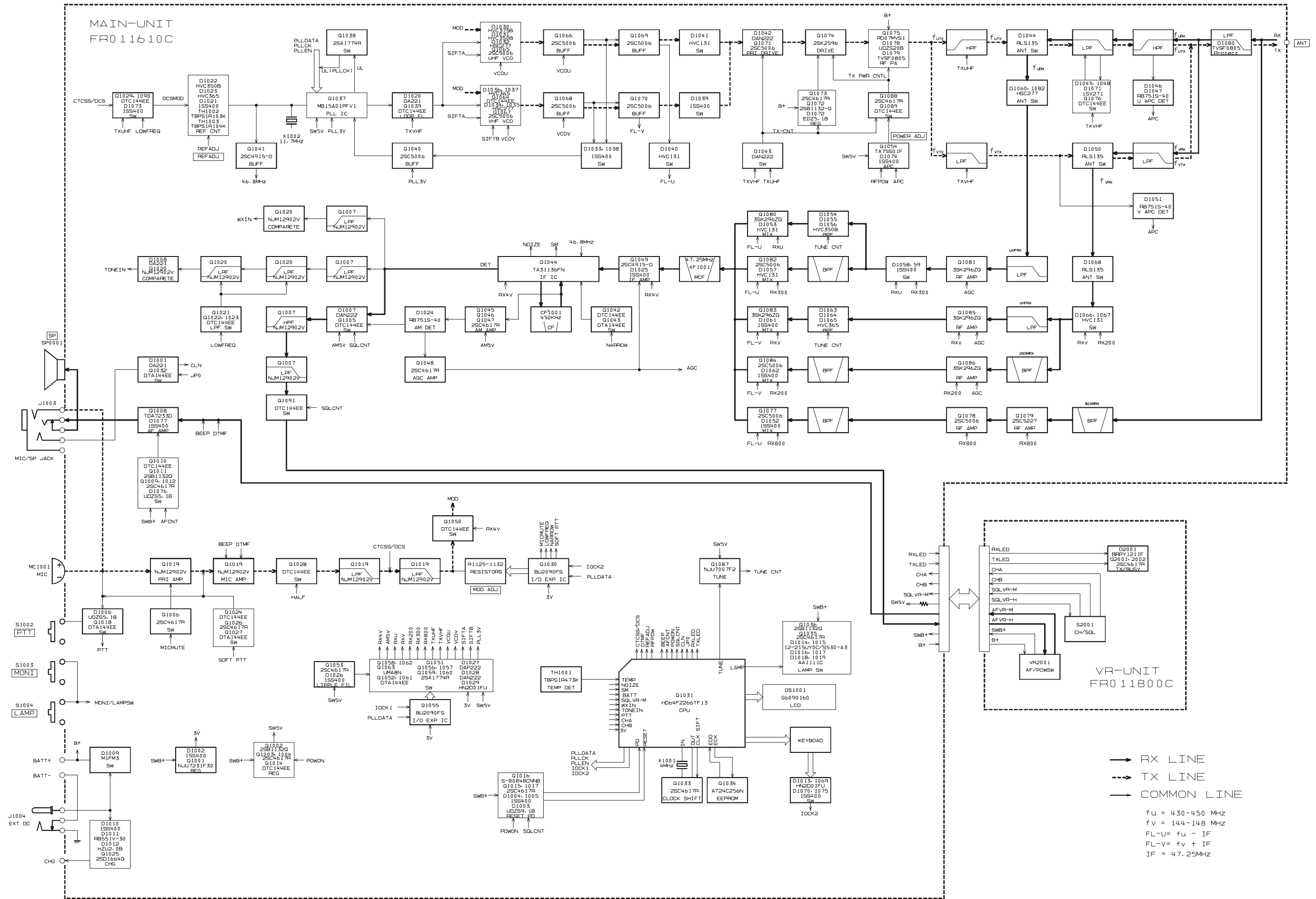
No.	VXSTD P/N	Description	Qty.
①	U9900068	TAPTITE SCREW M2X4NI#3	14
②	U9900063	TAPTITE SCREW 2X3.3NI	2
③	U9900051	TAPTITE SCREW M2X4B#3	2
④	U02206007	SEMS SCREW SM2.6X6B	2

Non-designated parts are available only as part of a designated assembly.

# *Exploded View & Miscellaneous Parts*

*Note*

# Block Diagram



## *Block Diagram*

*Note*

# Circuit Description

## VHF Reception

Incoming VHF signal is passed through the low-pass filter network, antenna switching diode **D1066 (HVC131)** and **D1068 (RLS135)**, and low-pass filter network to the RF amplifier **Q1085 (3SK296ZQ)**. The amplified RF signal is passed through band-pass filtered again by varactor-tuned resonators L1060, L1061 and L1062, and **D1063**, **D1064**, and **D1065** (all **HVC365**), then applied to the 1st mixer **Q1083 (3SK296ZQ)** along with the first local signal from the PLL circuit.

The first local signal is generated between 191.25 MHz and 195.25 MHz by the VHF VCO, which consists of **Q1067 (2SC5006)**, switching diodes **D1034**, **D1035** (both **HSC277**), and varactor diodes **D1036**, **D1037** (both **HVC365**) according to the receiving frequency.

## UHF Reception

Incoming UHF signal is passed through the low-pass filter network, antenna switching diodes **D1060** and **D1082** (both **HSC277**), and Low-pass filter network to the RF amplifier **Q1081 (3SK296ZQ)**. The amplified RF signal is passed through band-pass filtered again by varactor-tuned resonators L1049, L1050 and L1051, and **D1054**, **D1055**, and **D1056** (all **HVC350B**), then applied to the 1st mixer **Q1080 (3SK296ZQ)** along with the first local signal from the PLL circuit.

The first local signal is generated between 382.75 MHz and 402.75 MHz by the UHF VCO, which consists of **Q1065 (2SC5006)** and varactor diodes **D1030 (HVC375B)**, **D1031 (HVC350B)** and switching diode **D1032 (HSC277)** according to the receiving frequency.

## IF and Audio Circuits

The 47.25 MHz first IF signal is applied to the monolithic crystal filters XF1001 which strip away unwanted mixer products, and the IF signal is applied to the first IF amplifier **Q1049 (2SC4915)**. The amplified first IF signal is then delivered to the FM IF subsystem IC **Q1044 (TA31136FN)**, which contains the second mixer, limiter amplifier, noise amplifier, and FM detector.

The second local signal is generated by 46.8 MHz crystal X1002 and **Q1041 (2SC4915)**, produces the 450 kHz second IF signal when mixed with first IF signal within **Q1044 (TA31136FN)**.

The 450 kHz second IF signal is applied to the ceramic filter CF1001 which strip away unwanted mixer products to the ceramic discriminator CD1001 which removes any amplitude variations in the 450 kHz IF signal before detection of speech.

The detected audio passes through the de-emphasis network, low-pass filter consisting of **Q1007 (NJM12902V)**

and associated circuitry, and high-pass filter consisting of **Q1007 (NJM12902V)** and associated circuitry. The filtered audio signal is applied to the audio volume, then passes through the AF amplifier **Q1008 (TDA7233D)** and MIC/SP jack to the internal speaker or an external speaker.

## Squelch Control

When no carrier received, noise at the output of the detector stage in **Q1044 (TA31136FN)** is amplified and band-pass filtered by the noise amp section of **Q1044 (TA31136FN)**. The resulting DC voltage is applied to pin 47 of main CPU **Q1031 (HD64F2266)**, which compares the squelch threshold level to that which set by the SQL knob.

While no carrier is received, pin 35 of **Q1031 (HD64F2266)** remains "low," squelch gate **Q1005** and **Q1091** (both **DTC144EE**) to turns off to disable any demodulated audio pass.

## Transmit Signal Path

The speech signal from the microphone to AF amplified **Q1019 (NJM12902V)**. The amplified speech signal passes through low-pass filter network **Q1019 (NJM12902V)** to deviation controlled by **Q1030 (BU2090FS)**.

## VHF Transmit Signal Path

The adjusted speech signal is delivered to VHF VCO **Q1067 (2SC5006)** which frequency modulates the transmitting VCO made up of **D1037 (HVC365)**.

The modulated transmit signal passes through buffer amplifier **Q1068** and **Q1070** (both **2SC5006**).

The filtered transmit signal applied to the Pre-Drive amplifier **Q1071 (2SC5006)** and Drive amplifier **Q1074 (2SK2596)**, then finally amplified by Power amplifier **Q1075 (RD07MVS1)** up to 5 Watts. This two stages power amplifier's gain is controlled by the APC circuit.

The 5 Watts RF signal passes through low-pass filter network, antenna switch **D1050 (RLS135)**, and another low-pass filter network, and then deliver to the ANT jack.

## UHF Transmit Signal Path

The adjusted speech signal is delivered to UHF VCO **Q1065 (2SC5006)** which frequency modulates the transmitting VCO made up of **D1030 (HVC375)**.

The modulated transmit signal passes through buffer amplifier **Q1066** and **Q1069** (both **2SC5006**).

The filtered transmit signal applied to the Pre-Drive amplifier **Q1071 (2SC5006)** and Drive amplifier **Q1074 (2SK2596)**, then finally amplified by Power amplifier **Q1075 (RD07MVS1)** up to 5 Watts. This two stages power amplifier's gain is controlled by the APC circuit.

## *Circuit Description*

The 5 Watts RF signal passes through high-pass filter and high-pass filter network, antenna switch **D1044 (RLS135)**, and another low-pass filter network, and then deliver to the ANT jack.

### *TX APC Circuit*

A portion of the Power amplifier output is rectified by **D1051** (UHF: **D1046** and **D1047**) (all **RB751S**), then delivered to APC **Q1054 (TA75S01F)**, as a DC voltage which is proportional to the output level of the power amplifier.

The APC **Q1054 (TA75S01F)** is compared the rectified DC voltage from the power amplifier and the reference voltage from the main CPU **Q1031 (HD64F2266)**, to produce a control voltage, which regulates supply voltage to the Drive amplifier **Q1074 (2SK2596)** and Power amplifier **Q1075 (RD07MVS1)**, so as to maintain stable output power under varying antenna loading condition.

### *PLL*

A portion of the output from the VCO **Q1065** (UHF: **2SC5006**) and **Q1067** (VHF: **2SC5006**), passes through buffer amplifier **Q1066** (UHF), **Q1068** (VHF), and **Q1040** (all **2SC5006**) programmable divider section of the PLL IC **Q1037 (MB15A01PFV1)**, which divided according to the frequency dividing data that is associated with the setting frequency input from the main CPU **Q1031 (HD64F2266)**. It is then sent to the phase comparator.

The 11.7 MHz frequency of the reference oscillator circuit made up of X1002 is divided by the reference frequency divider section of **Q1037 (MB15A01PFV1)** into 2340 or 1872 parts to become 5 kHz or 6.25 kHz comparative reference frequencies, which are utilized by the phase comparator.

The phase comparator section of **Q1037 (MB15A01PFV1)** compares the phase between the frequency-divided oscillation frequency of the VCO circuit and comparative frequency and its output is a pulse corresponding to the phase difference. This pulse is integrated by the charge pump and loop filter of **Q1037 (MB15A01PFV1)** into a control voltage (VCV) to control the oscillation frequency of the VCOs.



## Introduction

The **FT-60R/E** is carefully aligned at the factory for the specified performance across the amateur band. Realignment should therefore not be necessary except in the event of a component failure. Only an authorized Vertex Standard representative should perform all component replacement and service, or the warranty policy may be void.

The following procedures cover the adjustments that are not normally required once the transceiver has left the factory. However, if damage occurs and some parts subsequently are replaced, realignment may be required. If a sudden problem occurs during normal operation, it is likely due to component failure; realignment should not be done until after the faulty component has been replaced.

We recommend that servicing be performed only by authorized Vertex Standard service technicians who are experienced with the circuitry and fully equipped for repair and alignment. If a fault is suspected, contact the dealer from whom the transceiver was purchased for instructions regarding repair. Authorized Vertex Standard service technicians realign all circuits and make complete performance checks to ensure compliance with factory specifications after replacing any faulty components.

Those who do undertake any of the following alignments are cautioned to proceed at their own risk. Problems caused by unauthorized attempts at realignment are not covered by the warranty policy. Also, Vertex Standard reserves the right to change circuits and alignment procedures in the interest of improved performance, without notifying owners.

Under no circumstances should any alignment be attempted unless the normal function and operation of the transceiver are clearly understood, the cause of the malfunction has been clearly pinpointed and any faulty components replaced, and realignment determined to be absolutely necessary.

## Required Test Equipment

The following test equipment (and familiarity with its use) is necessary for complete realignment. Correction of problems caused by misalignment resulting from use of improper test equipment is not covered under the warranty policy. While most steps do not require all of the equipment listed, the interactions of some adjustments may require that more complex adjustments be performed afterwards.

Do not attempt to perform only a single step unless it is clearly isolated electrically from all other steps. Have all test equipment ready before beginning and, follow all of the steps in a section in the order presented.

- RF Signal Generator with calibrated output level at 500 MHz
- Deviation Meter (linear detector)
- In-line Wattmeter with 5% accuracy at 500 MHz
- 50-Ohm 10-W RF Dummy Load
- 8-Ohm AF Dummy Load
- Regulated DC Power Supply adjustable from 6 to 15 VDC, 2A
- Frequency Counter: 0.2-ppm accuracy at 500 MHz
- AF Signal Generator
- AC Voltmeter
- DC Voltmeter: high impedance
- UHF Sampling Coupler
- SINAD Meter

## Alignment Preparation & Precautions

A 50-Ohm RF load and in-line wattmeter must be connected to the main antenna jack in all procedures that call for transmission; alignment is not possible with an antenna. After completing one step, read the next step to see if the same test equipment is required. If not, remove the test equipment (except dummy load and wattmeter, if connected) before proceeding.

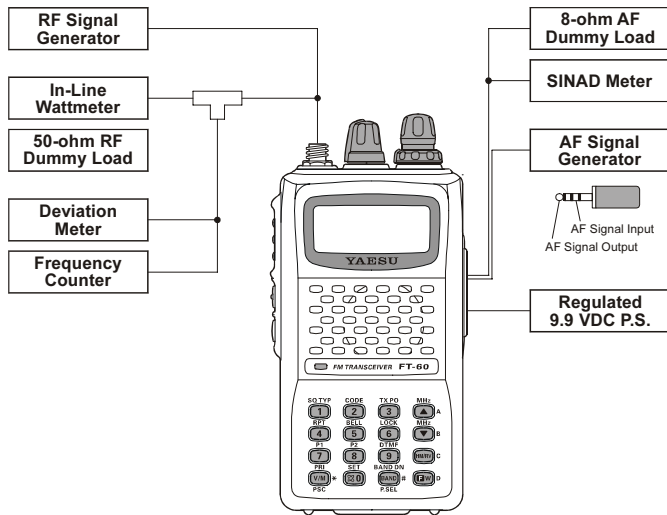
Correct alignment requires that the ambient temperature be the same as that of the transceiver and test equipment, and that this temperature be held constant between 68 ~ 86° F (20° ~ 30° C). When the transceiver is brought into the shop from hot or cold air, it should be allowed some time to come to room temperature before alignment. Whenever possible, alignments should be made with oscillator shields and circuit boards firmly affixed in place. Also, the test equipment must be thoroughly warmed up before beginning.

**Note:** Signal levels in dB referred to in the alignment procedure are based on  $0\text{dB}\mu = 0.5\mu\text{V}$ .

# Alignment

## Test Setup

Set up the test equipment as shown below for transceiver alignment, and apply 9.9 V DC power to the transceiver. Refer to the drawings for Alignment Points.



**FT-60R/E ALIGNMENT SETUP**

## Entering the Alignment Mode

Alignment of the **FT-60R/E** is performed using a front panel software-based procedure. To perform alignment of the transceiver, it must first be placed in the "Alignment Mode," in which the adjustments will be made and then stored into memory.

To enter the Alignment mode:

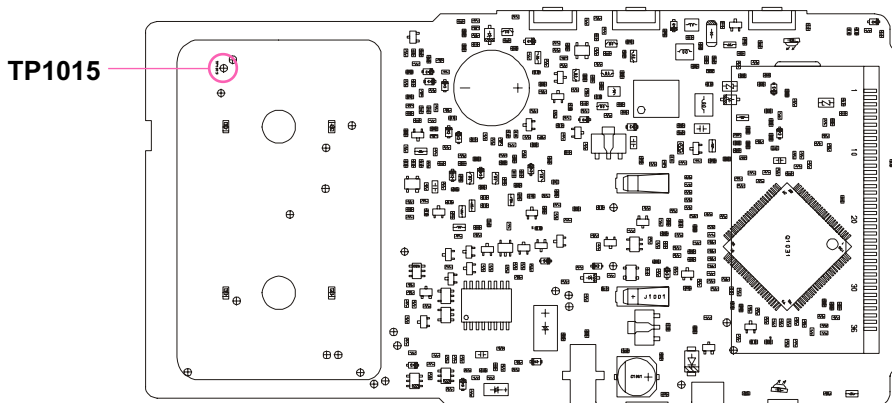
1. Press and hold in the **MONI** and **LAMP** switches turning the radio on. Once the radio is on, release these two switches.
2. Press the keypad in the following sequence:  
[▲(MHz)] → [0(⊗)SET] →  
[1(SQ TYP)] → [7(P1)] → [V/M(PRI)]
3. Press the **[F/W]** key to cause "AO REF.xxx" to appear on the display for five seconds, this signifies that the transceiver is now in the "Alignment Mode."

## PLL Reference Frequency

1. Tune the frequency to 435.050 MHz, then set the transmit power level to "LOW."
2. Press the **[F/W]** key, then press the **[BAND(BAND DN)]** key to set the alignment parameter to "AO REF.xxx," if needed.
3. Within five seconds of appearing the "AO REF.xxx" on the display, press the **PTT** switch to activate the transmitter, adjust the **DIAL** knob so that the counter frequency reading is 435.050 MHz ( $\pm 100$  Hz).

## RF Front-end Tuning

1. Connect the DC voltmeter to **TP1015** on the MAIN unit, then inject a 439.050 MHz signal at a level of +10 dB $\mu$  (with 1 kHz modulation @ $\pm 3.5$  kHz deviation) from the RF signal generator.
2. Tune the frequency to 439.050 MHz.
3. Press the **[F/W]** key, then press the **[BAND(BAND DN)]** key to set the alignment parameter to "A1 TUN.xxx."
4. Within five seconds of appearing the "A1 TUN.xxx" on the display, adjust the **DIAL** knob so that the DC voltmeter reaches maximum deflection. The **FT-60R/E**'s RF Front-end has a broad bandwidth. Therefore, prior to adjustment you must adjust the **DIAL** knob to set the frequency to the middle of the band, in step 2, so you can set peak in the DC voltmeter's deflection in the center of the RF passband.
5. Tune the frequency to 145.050 MHz.
6. Inject a 145.050 MHz signal at a level of +10 dB $\mu$  (with 1 kHz modulation @ $\pm 3.5$  kHz deviation) from the RF signal generator.
7. Press the **[F/W]** key to recall the alignment parameter to "A1 TUN.xxx."
8. Within five seconds of appearing the "A1 TUN.xxx" on the display, adjust the **DIAL** knob so that the DC voltmeter reaches maximum deflection. As in the previous section, be sure to set the **DIAL** knob for the center of the band prior to making this adjustment.



**MAIN UNIT TEST POINT**

## TX Power Output

1. Tune the frequency to 440.050 MHz, then set the transmit power level to "LOW."
2. Press the **[F/W]** key, then press the **[BAND(BAND DN)]** key to set the alignment parameter to "A2 PWR.xxx."
3. Within five seconds of appearing the "A2 PWR.xxx" on the display, press the **PTT** switch to activate the transmitter, adjust the **DIAL** knob so that the wattmeter reading is 0.5 Watts ( $\pm 0.05$  Watt).
4. Increase the Transmit power level to "MID."
5. Press the **[F/W]** key to recall the alignment parameter "A2 PWR.xxx."
6. Within five seconds of appearing the "A2 PWR.xxx" on the display, press the **PTT** switch to activate the transmitter, adjust the **DIAL** knob so that the wattmeter reading is 2.0 Watts ( $\pm 0.1$  Watt).
7. Increase the Transmit power level to "HIGH."
8. Press the **[F/W]** key to recall the alignment parameter "A2 PWR.xxx."
9. Within five seconds of appearing the "A2 PWR.xxx" on the display, press the **PTT** switch to activate the transmitter, adjust the **DIAL** knob so that the wattmeter reading is 5.0 Watts ( $\pm 0.1$  Watt).
10. Tune the frequency to 146.050 MHz, then set the transmit power level to "LOW."
11. Press the **[F/W]** key to recall the alignment parameter "A2 PWR.xxx."
12. Within five seconds of appearing the "A2 PWR.xxx" on the display, press the **PTT** switch to activate the transmitter, adjust the **DIAL** knob so that the wattmeter reading is 0.5 Watts ( $\pm 0.05$  Watt).
13. Increase the Transmit power level to "MID."
14. Press the **[F/W]** key to recall the alignment parameter "A2 PWR.xxx."
15. Within five seconds of appearing the "A2 PWR.xxx" on the display, press the **PTT** switch to activate the transmitter, adjust the **DIAL** knob so that the wattmeter reading is 2.0 Watts ( $\pm 0.1$  Watt).
16. Increase the Transmit power level to "HIGH."
17. Press the **[F/W]** key to recall the alignment parameter "A2 PWR.xxx" again.
18. Within five seconds of appearing the "A2 PWR.xxx" on the display, press the **PTT** switch to activate the transmitter, adjust the **DIAL** knob so that the wattmeter reading is 5.0 Watts ( $\pm 0.1$  Watt).

## TX Deviation

1. Tune the frequency to 440.050 MHz, then set the transmit power level to "LOW."
2. Inject a 1 kHz audio tone at a level of 80 mV ( $-20$  dBm) from the audio generator.
3. Press the **[F/W]** key, then press the **[BAND(BAND DN)]** key to set the alignment parameter to "A3 DEV.xxx."
4. Within five seconds of appearing the "A3 DEV.xxx" on the display, press the **PTT** switch to activate the transmitter, adjust the **DIAL** knob so that the deviation meter reading is 4.2 kHz ( $\pm 0.2$  kHz) (EXP version: 4.5 kHz  $\pm 0.2$  kHz).
5. Tune the frequency to 146.050 MHz, then set the transmit power level to "LOW."
6. Press the **[F/W]** key to recall the alignment parameter to "A3 DEV.xxx."
7. Within five seconds of appearing the "A3 DEV.xxx" on the display, press the **PTT** switch to activate the transmitter, adjust the **DIAL** knob so that the deviation meter reading is 4.2 kHz ( $\pm 0.2$  kHz) (EXP version: 4.5 kHz  $\pm 0.2$  kHz).

## DCS TX Deviation

1. Tune the frequency to 440.050 MHz, then activate the DCS, and set the transmit power level to "LOW."
2. Press the **[F/W]** key, then press the **[BAND(BAND DN)]** key to set the alignment parameter to "A4 DCS.xxx."
3. Within five seconds of appearing the "A4 DCS.xxx" on the display, press the **PTT** switch to activate the transmitter (with no microphone input), adjust the **DIAL** knob so that the deviation meter reading is 0.7 kHz ( $\pm 0.05$  kHz).
4. Tune the frequency to 146.050 MHz, then activate the DCS, and set the transmit power level to "LOW."
5. Press the **[F/W]** key to recall the alignment parameter to "A4 DCS.xxx."
6. Within five seconds of appearing the "A4 DCS.xxx" on the display, press the **PTT** switch to activate the transmitter (with no microphone input), adjust the **DIAL** knob so that the deviation meter reading is 0.7 kHz ( $\pm 0.05$  kHz).

# Alignment

## CTCSS TX Deviation

1. Tune the frequency to 440.050 MHz, then activate the CTCSS encoder with a “100 Hz” tone, and set the transmit power level to “LOW.”
2. Press the **[F/W]** key, then press the **[BAND(BAND DN)]** key to set the alignment parameter to “A5 CTC.xxx.”
3. Within five seconds of appearing the “A5 CTC.xxx” on the display, press the **PTT** switch to activate the transmitter (with no microphone input), adjust the **DIAL** knob so that the deviation meter reading is 0.7 kHz ( $\pm 0.05$  kHz).
4. Tune the frequency to 146.050 MHz, then activate the CTCSS encoder with a “100 Hz” tone, and set the transmit power level to “LOW.”
5. Press the **[F/W]** key to recall the alignment parameter to “A5 CTC.xxx.”
6. Within five seconds of appearing the “A5 CTC.xxx” on the display, press the **PTT** switch to activate the transmitter (with no microphone input), adjust the **DIAL** knob so that the deviation meter reading is 0.7 kHz ( $\pm 0.05$  kHz).

## S-meter Sensitivity

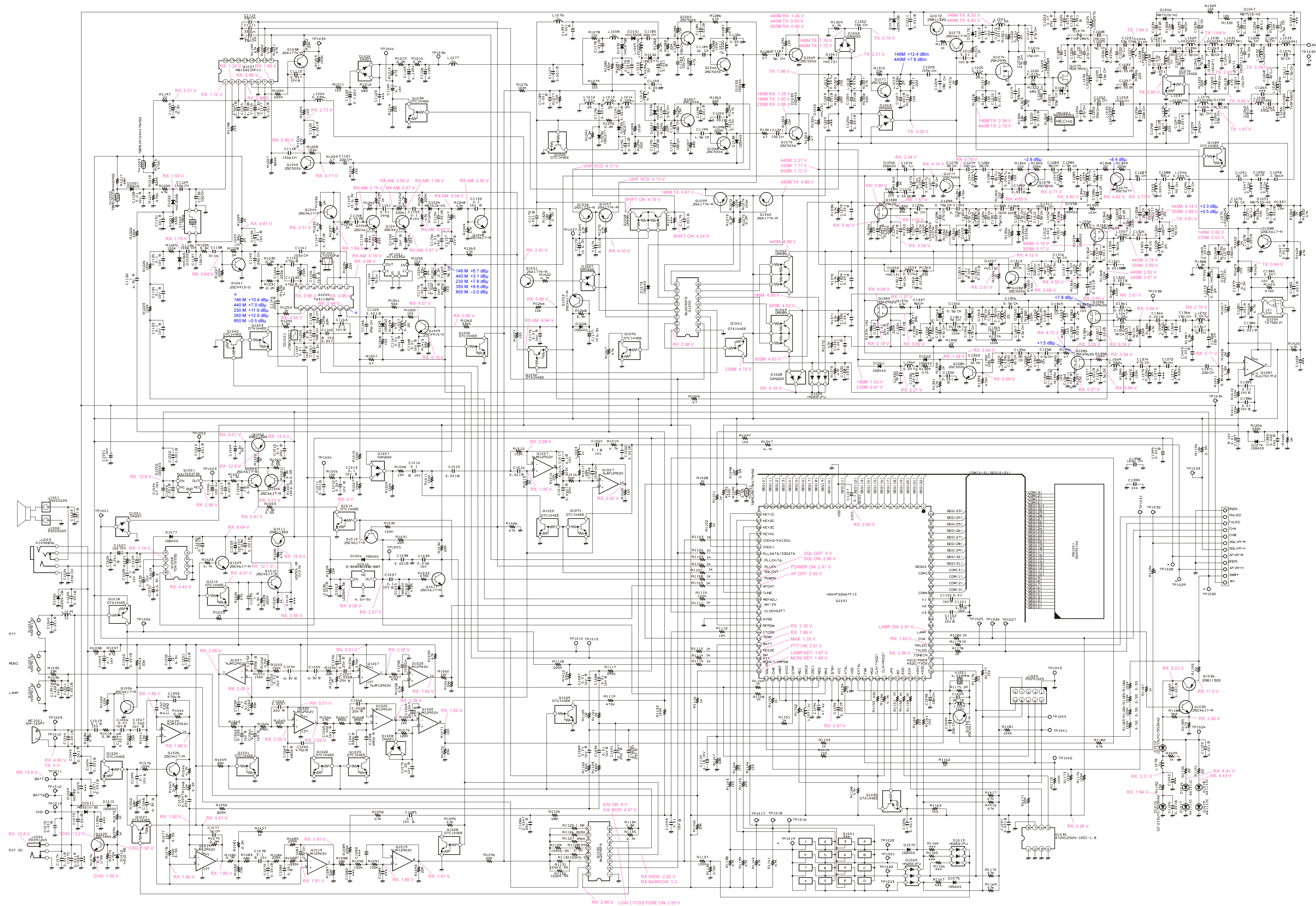
1. Tune the frequency to 440.050 MHz.
2. Inject a 440.050 MHz signal at a level of  $-5$  dB $\mu$ V (with 1 kHz modulation @ $\pm 3.5$  kHz deviation) from the RF signal generator.
3. Press the **[F/W]** key, then press the **[BAND(BAND DN)]** key to set the alignment parameter to “A6 SM U/D.”
4. Within five seconds of appearing the “A6 SM U/D” on the display, press the **[▼(MHz)]** key.
5. Increase the RF signal generator output level to +23 dB $\mu$ V.
6. Press the **[F/W]** key to recall the alignment parameter to “A6 SM U/D.”
7. Within five seconds of appearing the “A6 SM U/D” on the display, press the **[▲(MHz)]** key.
8. Tune the frequency to 850.050 MHz.
9. Inject a 850.050 MHz signal at a level of +5 dB $\mu$ V (with 1 kHz modulation @ $\pm 3.5$  kHz deviation) from the RF signal generator.
10. Press the **[F/W]** key to recall the alignment parameter to “A6 SM U/D.”
11. Within five seconds of appearing the “A6 SM U/D” on the display, press the **[▼(MHz)]** key.
12. Increase the RF signal generator output level to +31 dB $\mu$ V.
13. Press the **[F/W]** key to recall the alignment parameter to “A6 SM U/D.”
14. Within five seconds of appearing the “A6 SM U/D” on the display, press the **[▲(MHz)]** key.

15. Tune the frequency to 146.050 MHz.
16. Inject a 146.050 MHz signal at a level of  $-5$  dB $\mu$ V (with 1 kHz modulation @ $\pm 3.5$  kHz deviation) from the RF signal generator.
17. Press the **[F/W]** key to recall the alignment parameter to “A6 SM U/D.”
18. Within five seconds of appearing the “A6 SM U/D” on the display, press the **[▼(MHz)]** key.
19. Increase the RF signal generator output level to +23 dB $\mu$ V.
20. Press the **[F/W]** key to recall the alignment parameter to “A6 SM U/D.”
21. Within five seconds of appearing the “A6 SM U/D” on the display, press the **[▲(MHz)]** key.
22. Tune the frequency to 230.050 MHz.
23. Inject a 230.050 MHz signal at a level of  $-5$  dB $\mu$ V (with 1 kHz modulation @ $\pm 3.5$  kHz deviation) from the RF signal generator.
24. Press the **[F/W]** key to recall the alignment parameter to “A6 SM U/D.”
25. Within five seconds of appearing the “A6 SM U/D” on the display, press the **[▼(MHz)]** key.
26. Increase the RF signal generator output level to +23 dB $\mu$ V.
27. Press the **[F/W]** key to recall the alignment parameter to “A6 SM U/D.”
28. Within five seconds of appearing the “A6 SM U/D” on the display, press the **[▲(MHz)]** key.
29. Tune the frequency to 350.050 MHz.
30. Inject a 350.050 MHz signal at a level of  $-5$  dB $\mu$ V (with 1 kHz modulation @ $\pm 3.5$  kHz deviation) from the RF signal generator.
31. Press the **[F/W]** key to recall the alignment parameter to “A6 SM U/D.”
32. Within five seconds of appearing the “A6 SM U/D” on the display, press the **[▼(MHz)]** key.
33. Increase the RF signal generator output level to +23 dB $\mu$ V.
34. Press the **[F/W]** key to recall the alignment parameter to “A6 SM U/D.”
35. Within five seconds of appearing the “A6 SM U/D” on the display, press the **[▲(MHz)]** key.

## DC Voltmeter

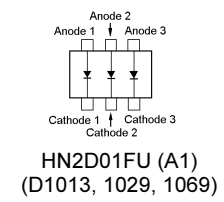
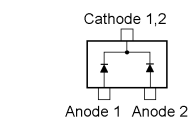
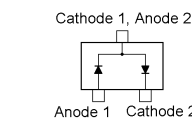
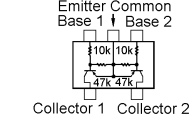
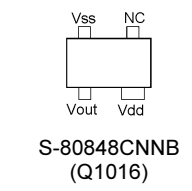
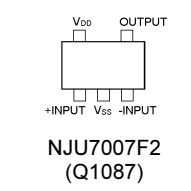
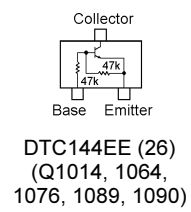
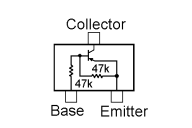
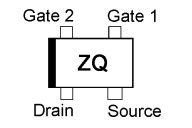
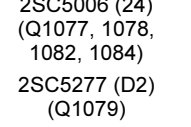
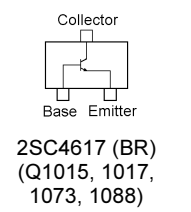
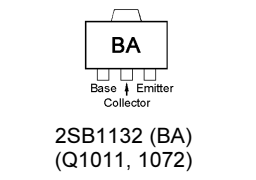
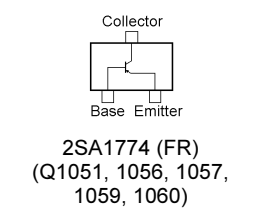
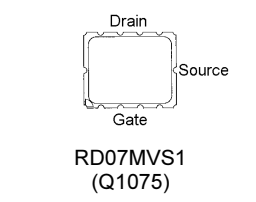
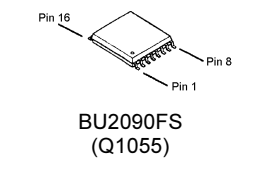
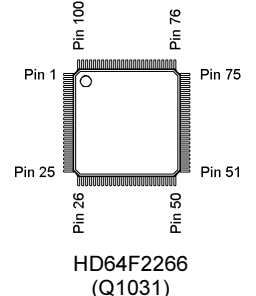
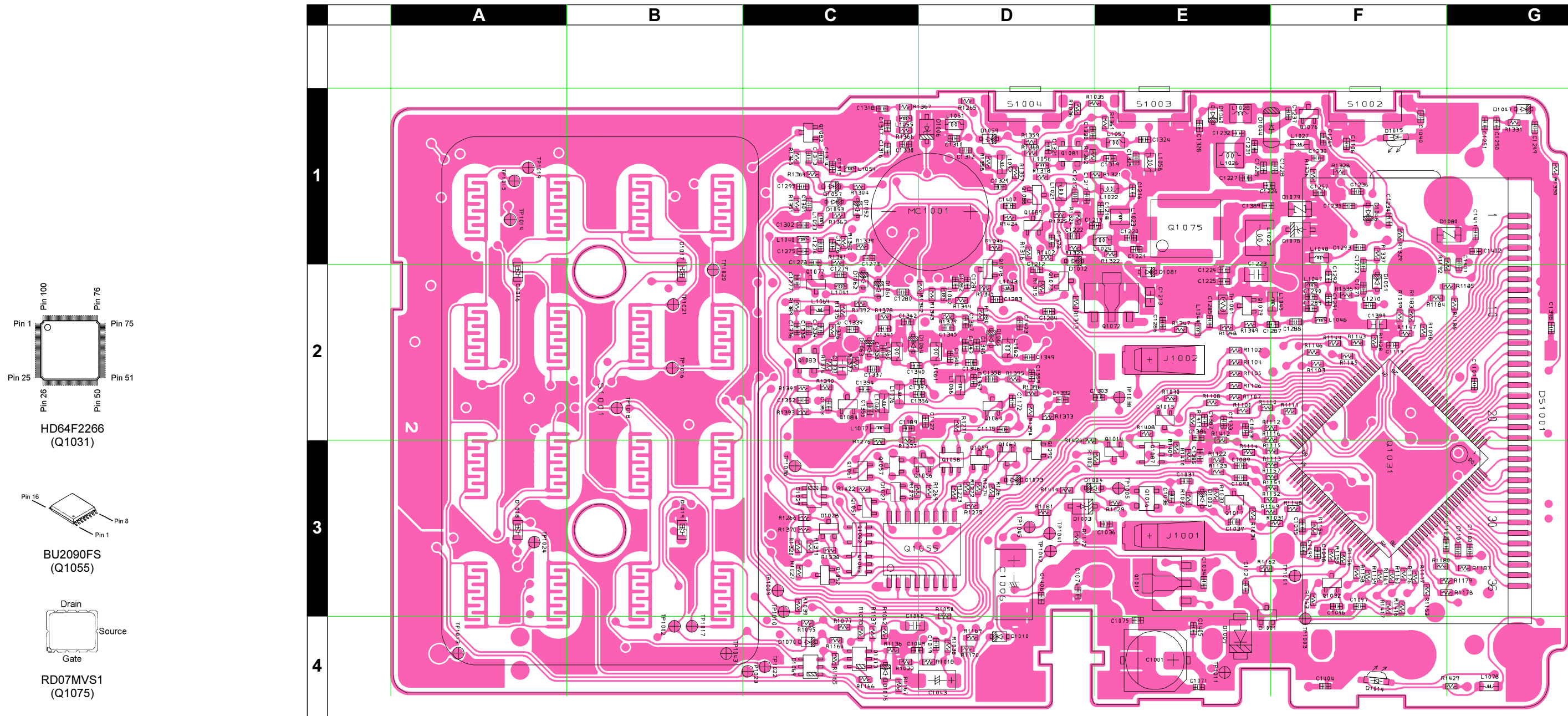
1. Set the power supply voltage to 9.9 V.
2. Press the **[F/W]** key, then press the **[BAND(BAND DN)]** key to set the alignment parameter to “A7 BAT RV.”
3. Within five seconds of appearing the “A7 BAT RV” on the display, press the **[HM/RV]** key.

To close the alignment mode, just turn the power off by rotating the **VOL** knob fully counter clockwise. The next time the transceiver is turned on, normal operation may resume.



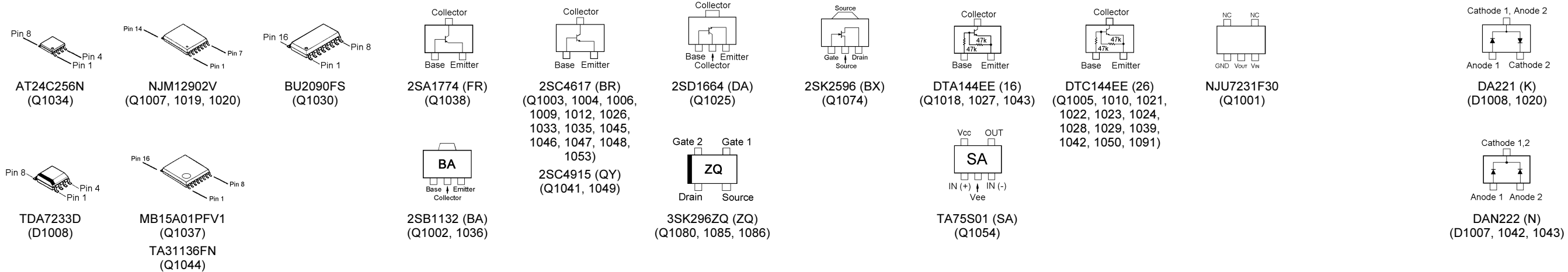
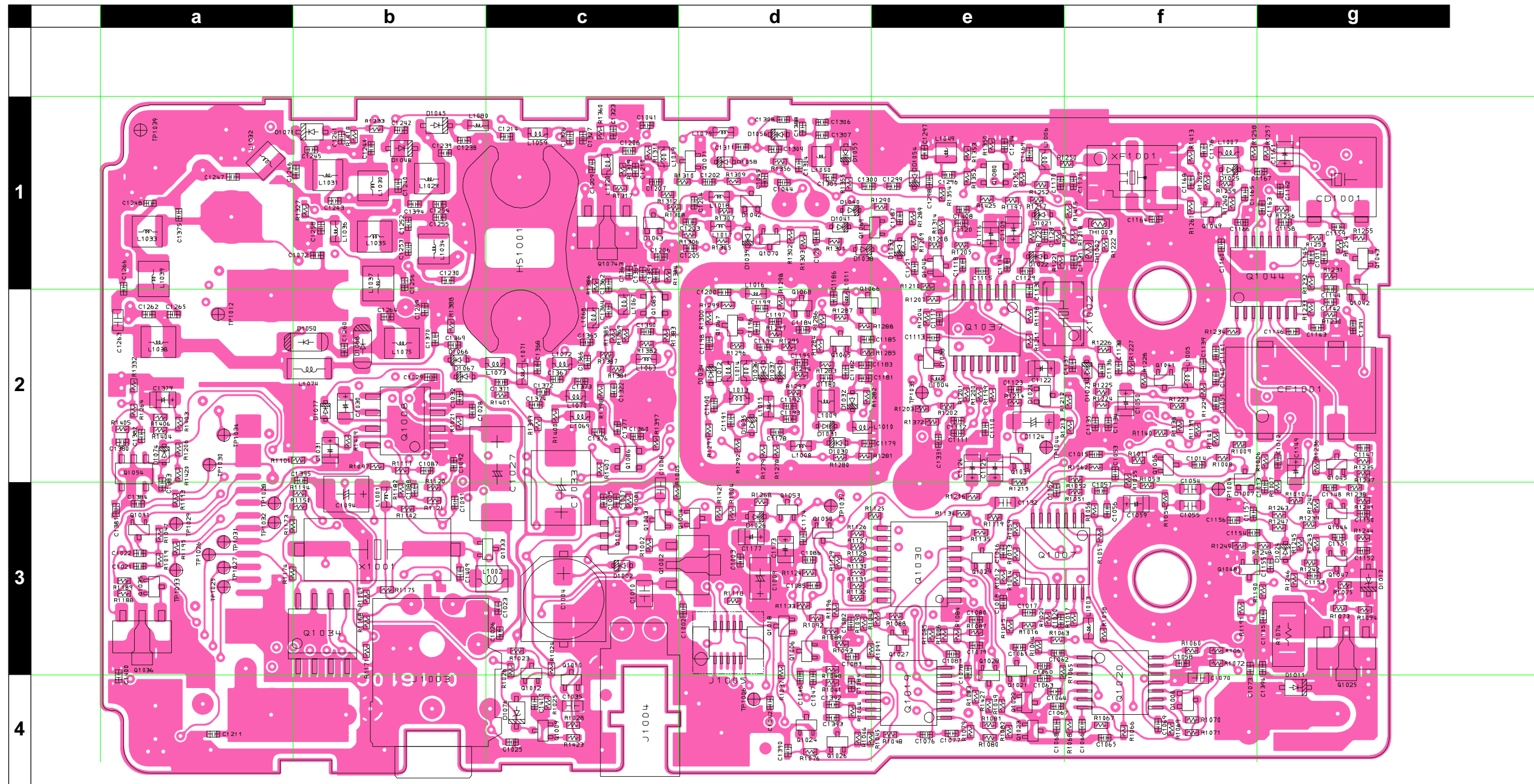
**MAIN Unit (Lot. 1 ~ 5)**

*Note*

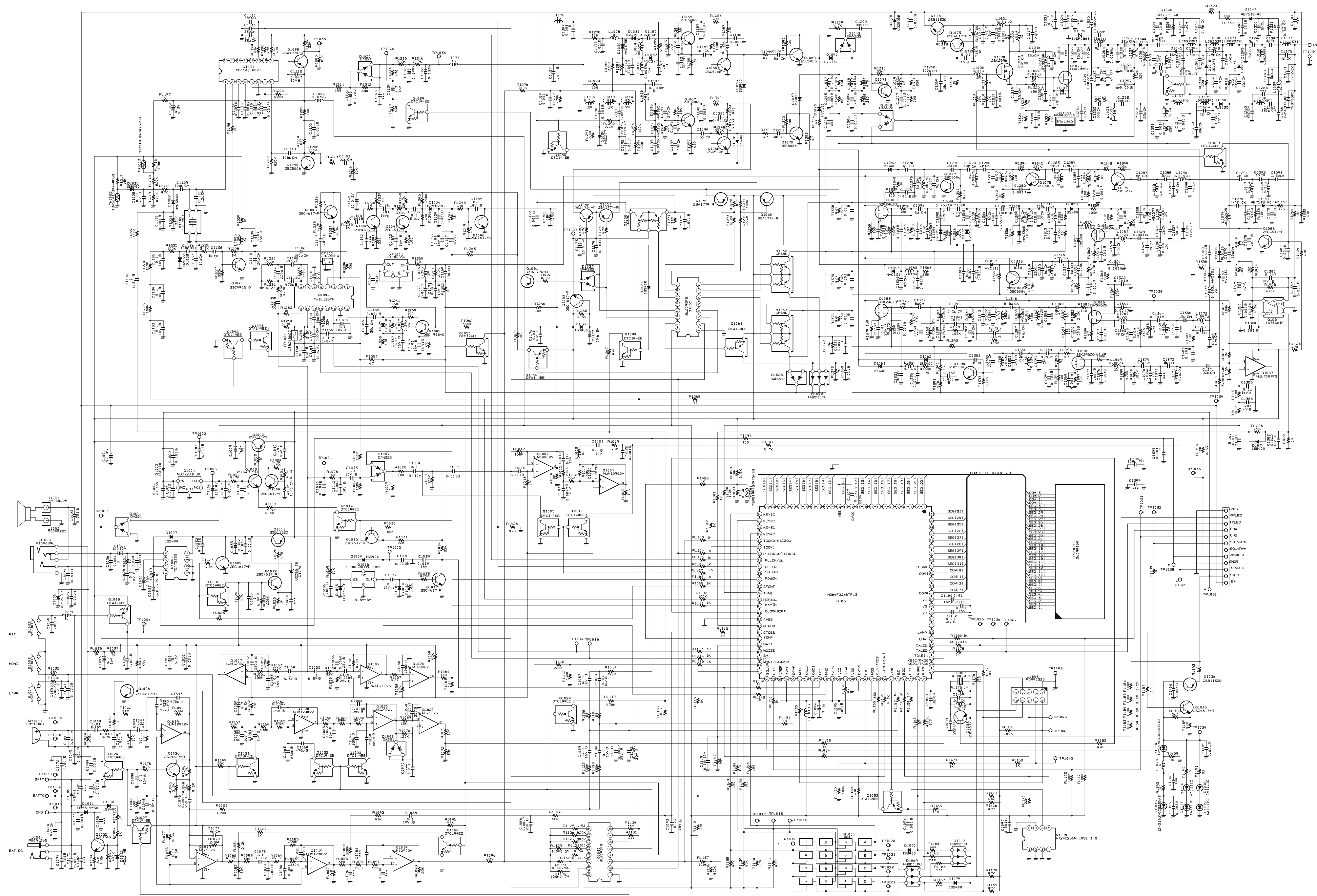


# MAIN Unit (Lot. 1 ~ 5)

## Parts Layout (Side B)

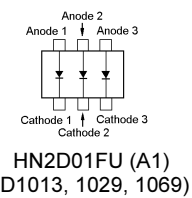
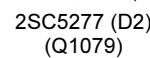
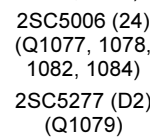
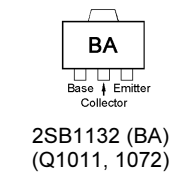
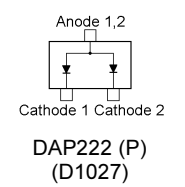
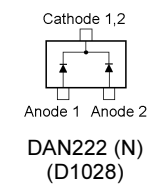
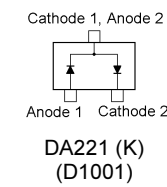
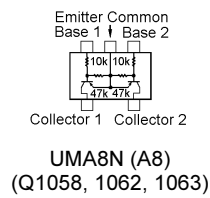
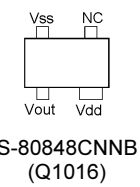
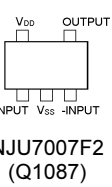
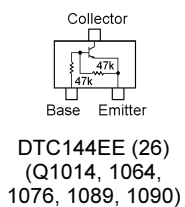
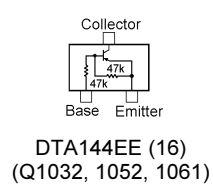
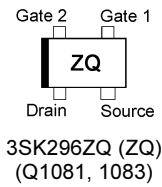
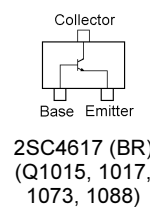
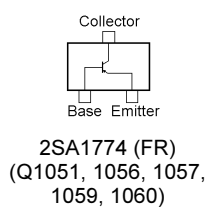
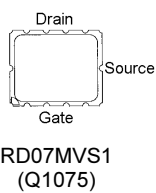
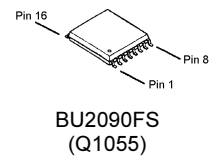
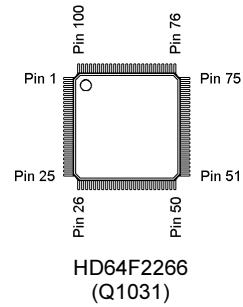
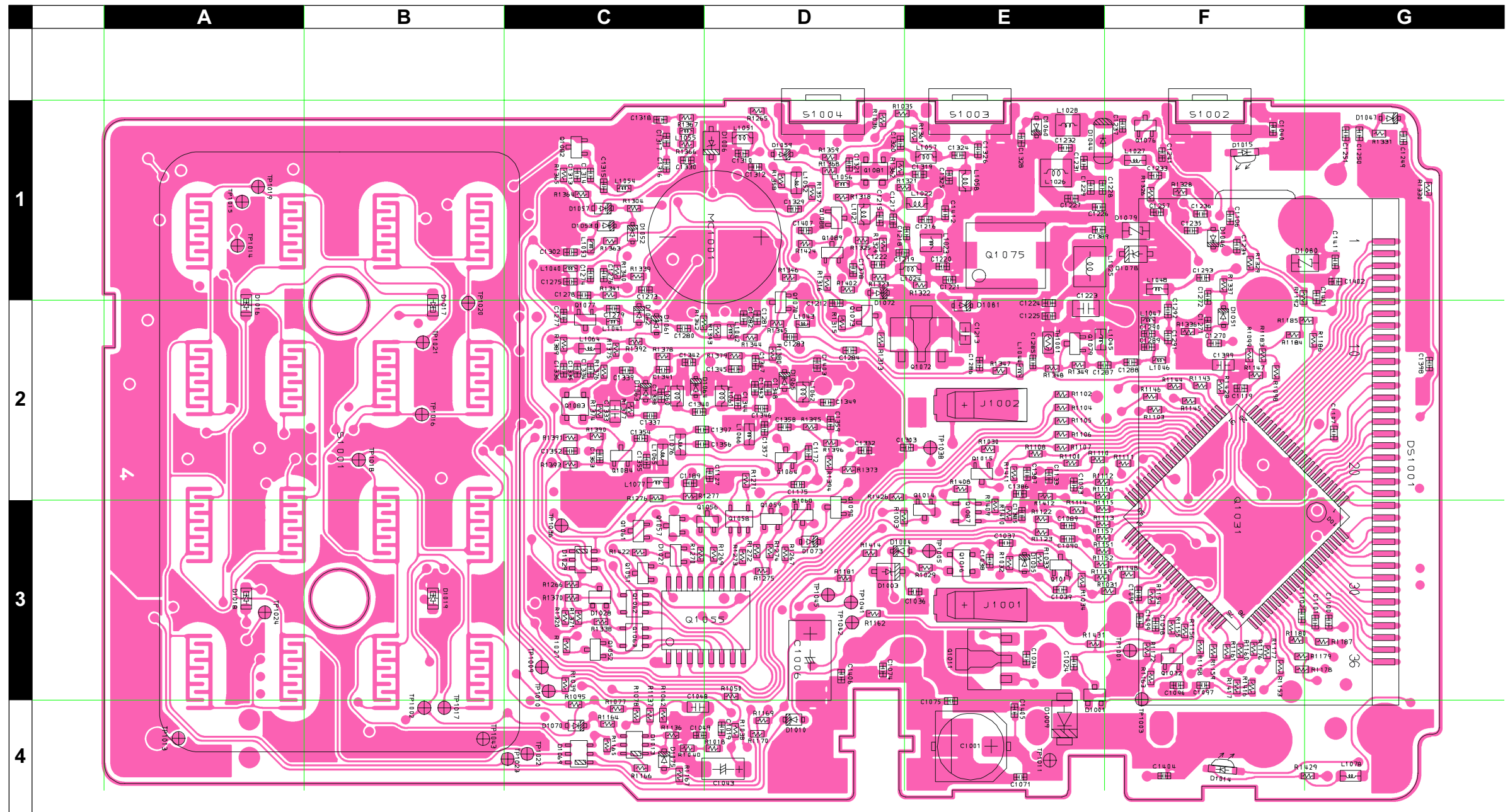






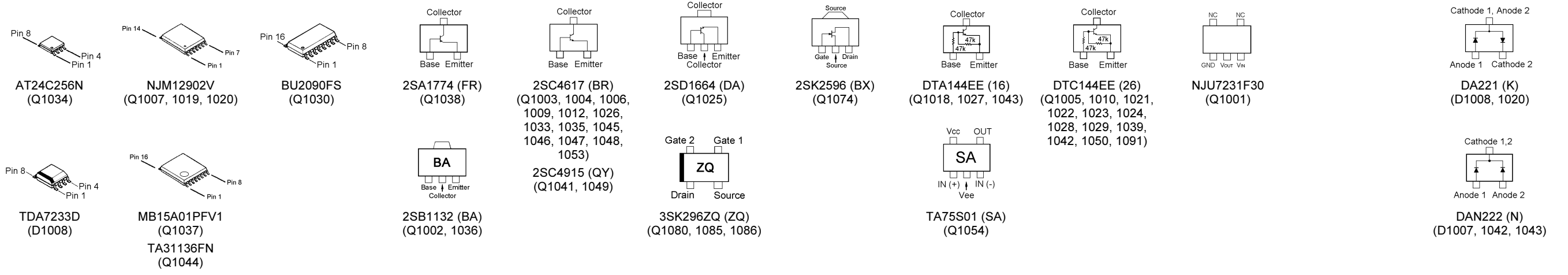
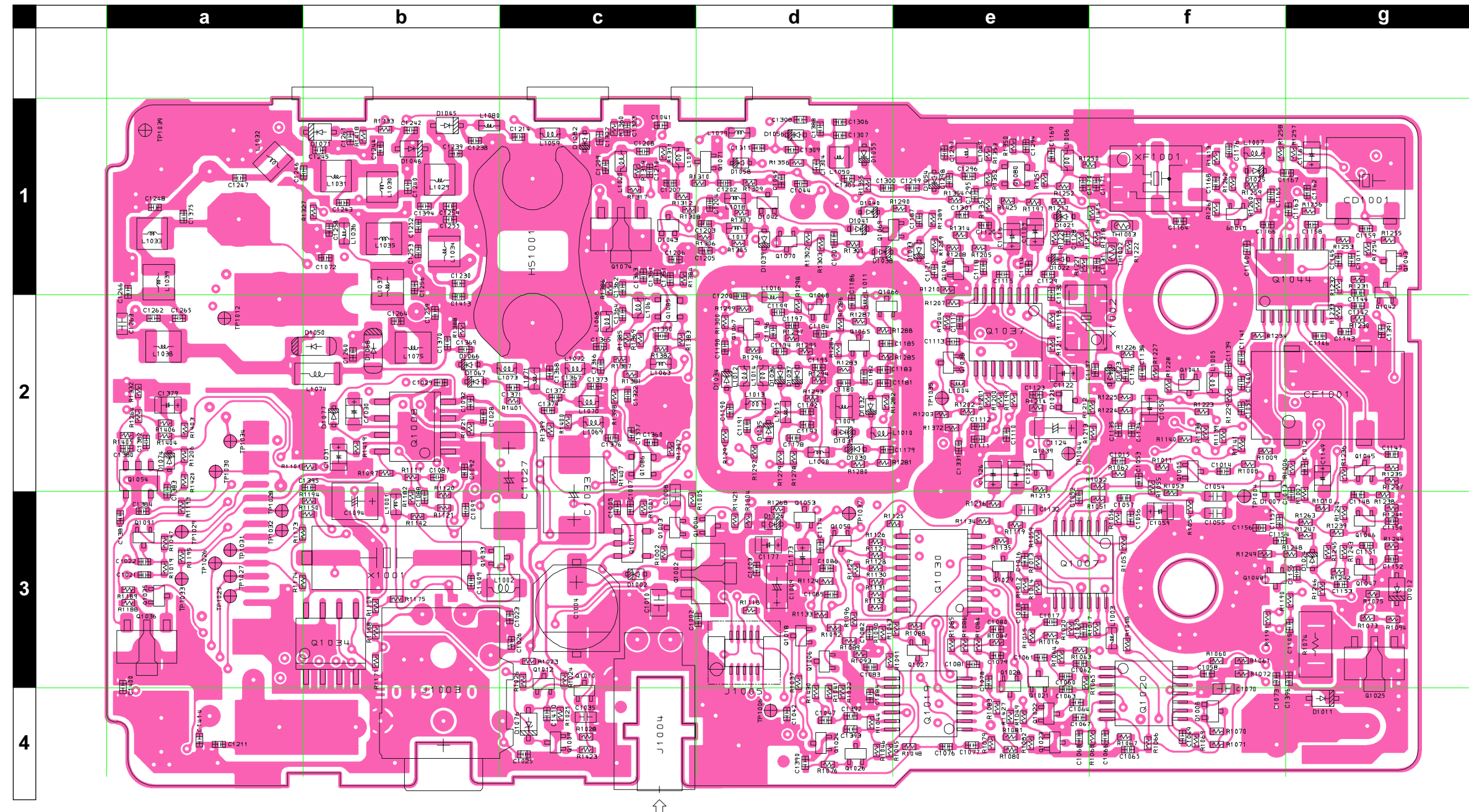
**MAIN Unit (Lot. 6 ~ 9)**

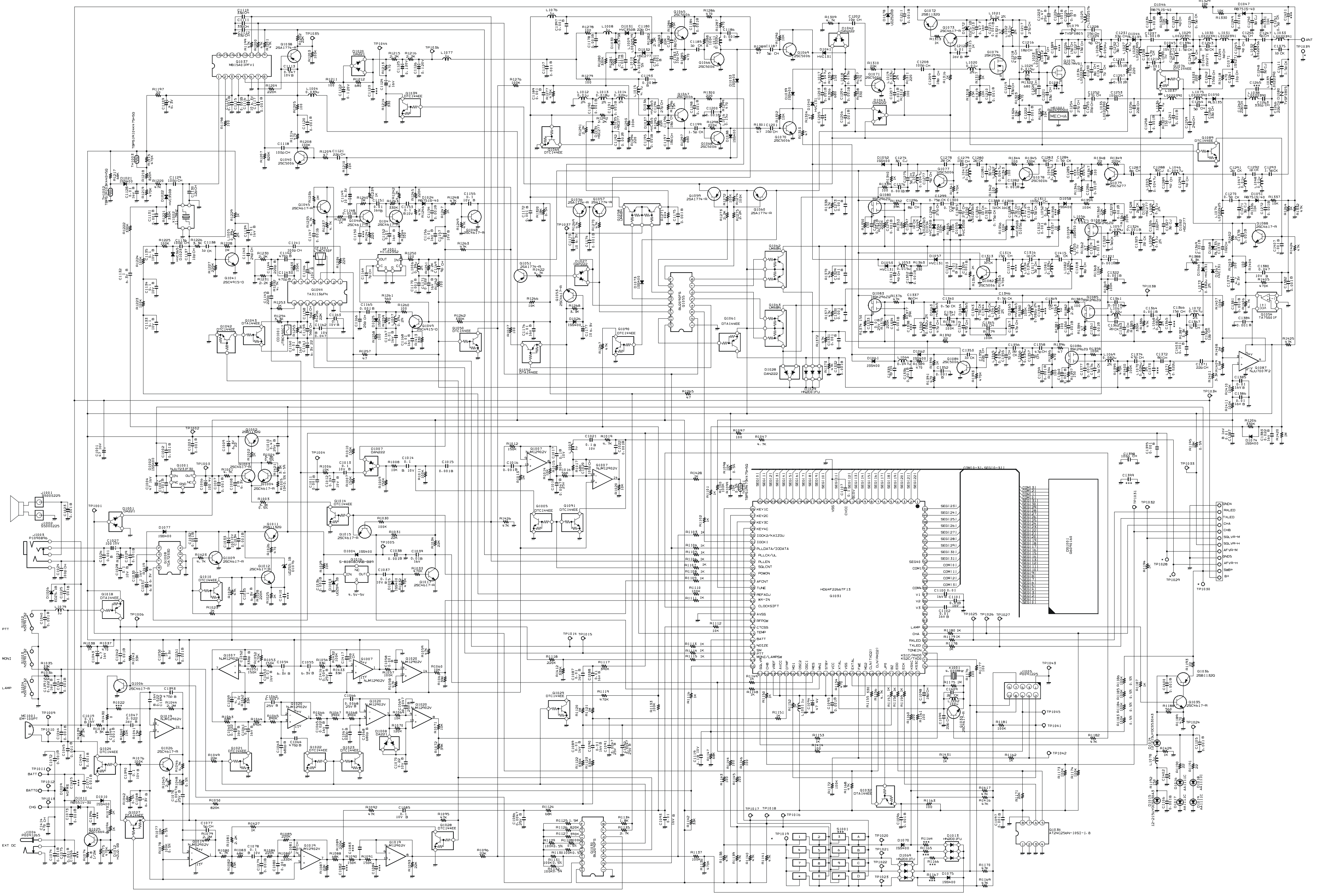
*Note*



# MAIN Unit (Lot. 6 ~ 9)

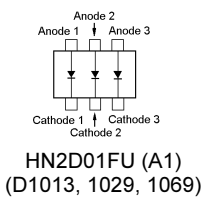
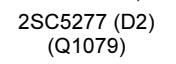
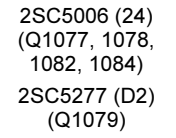
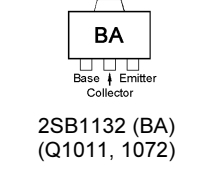
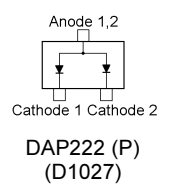
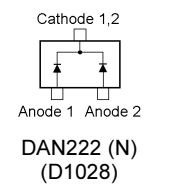
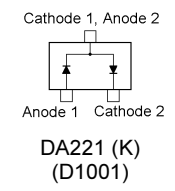
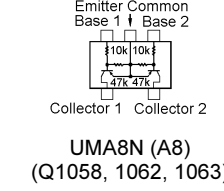
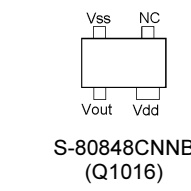
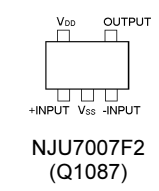
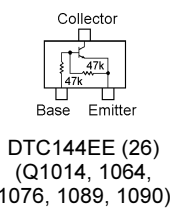
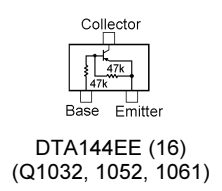
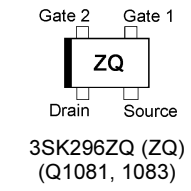
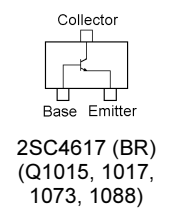
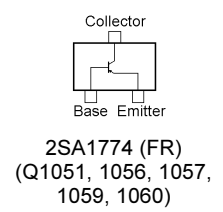
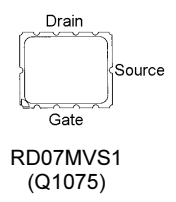
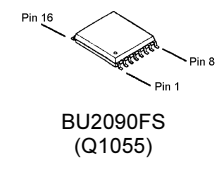
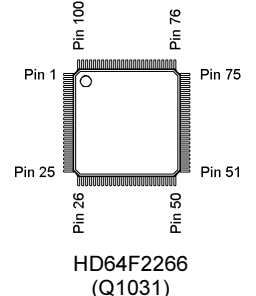
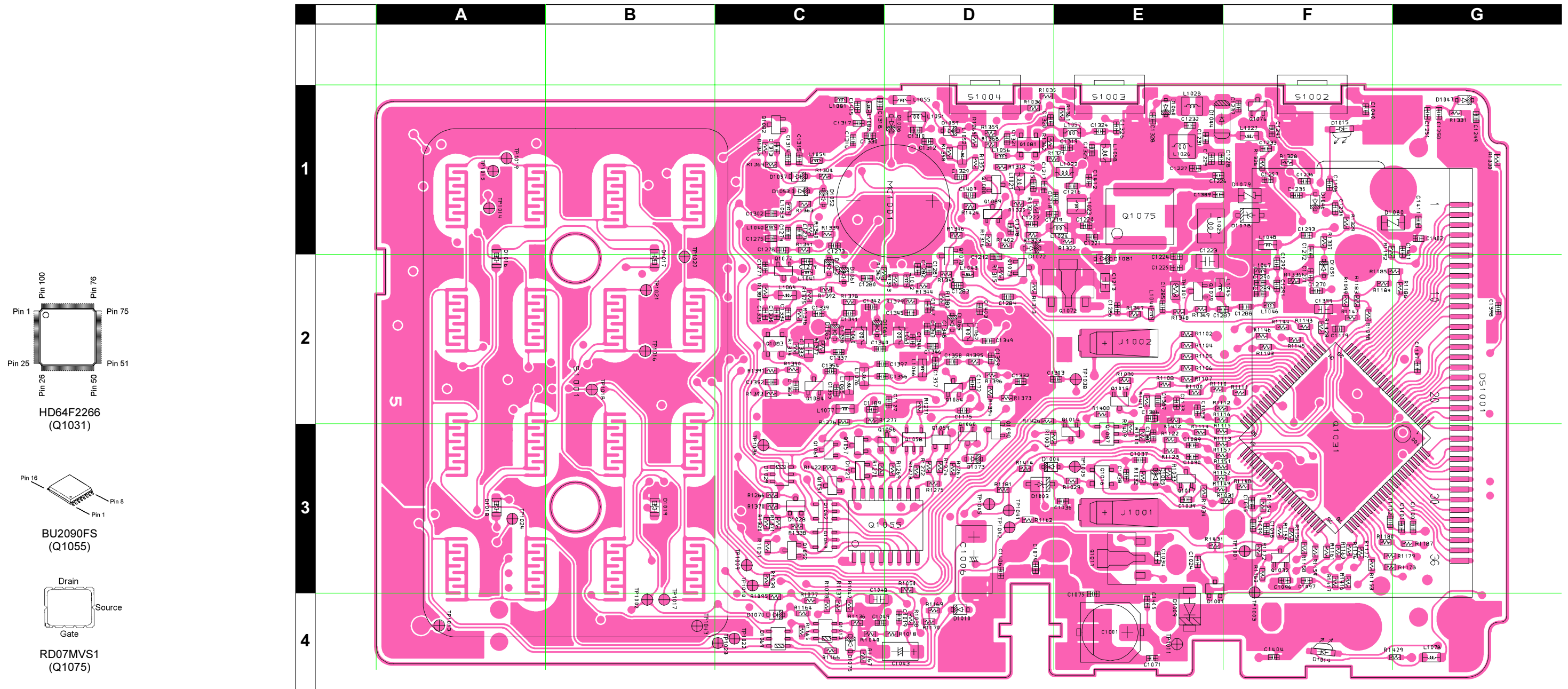
## Parts Layout (Side B)





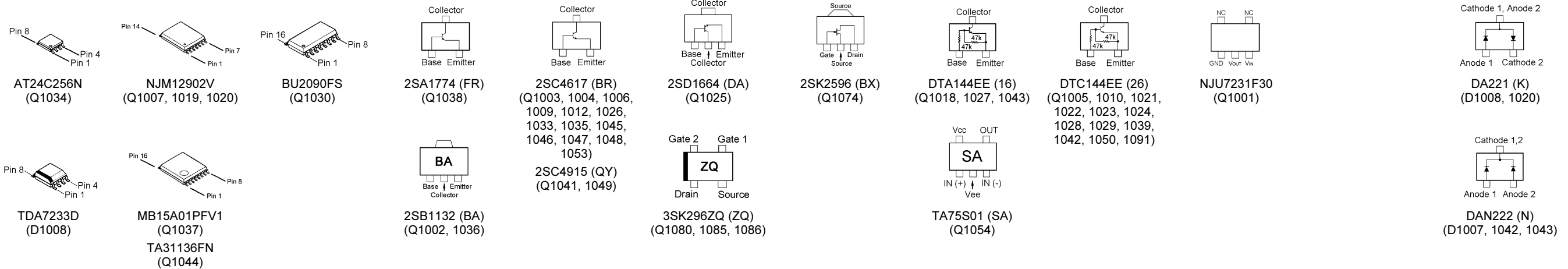
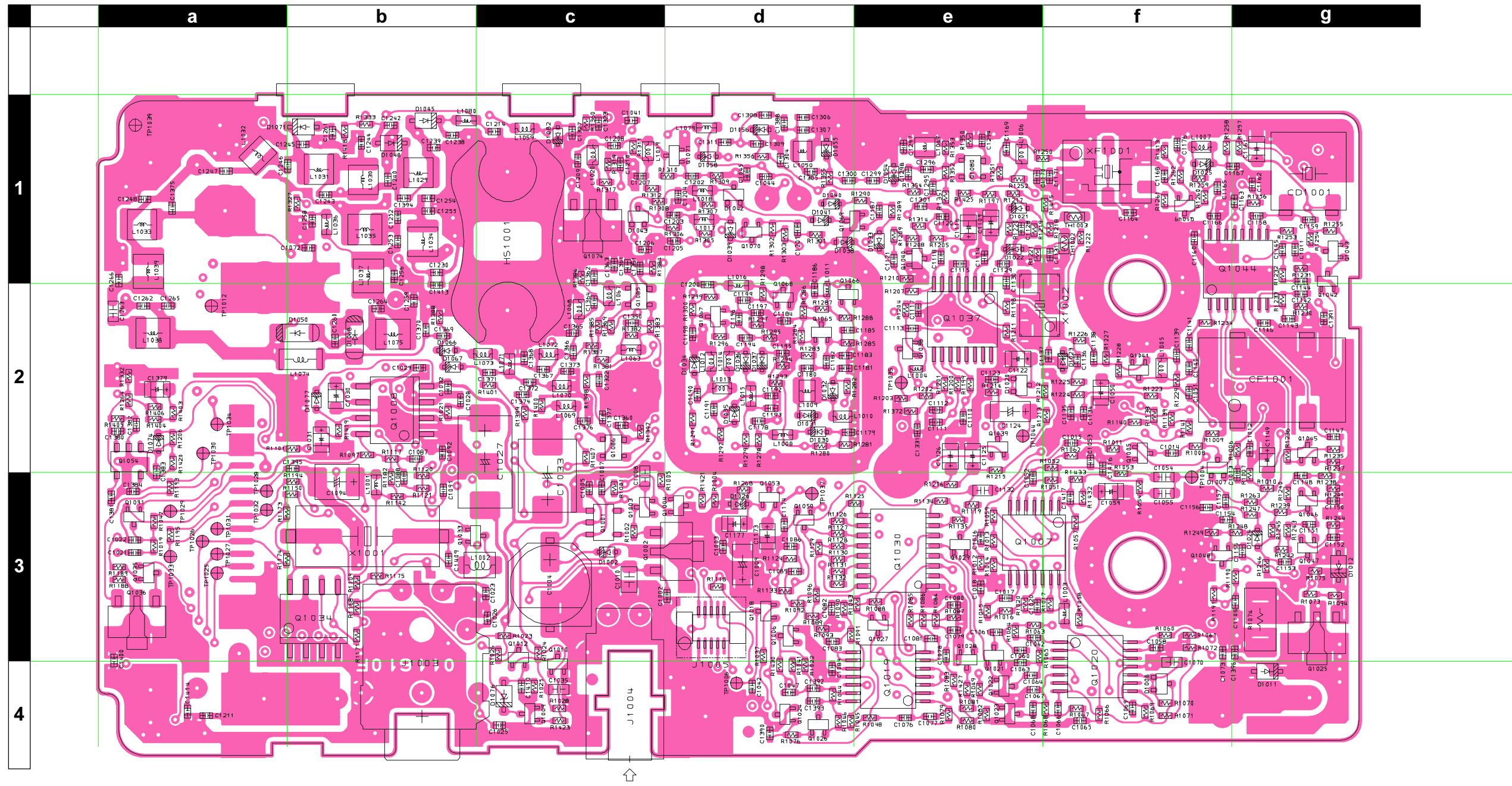
**MAIN Unit (Lot. 10 ~ 11)**

*Note*

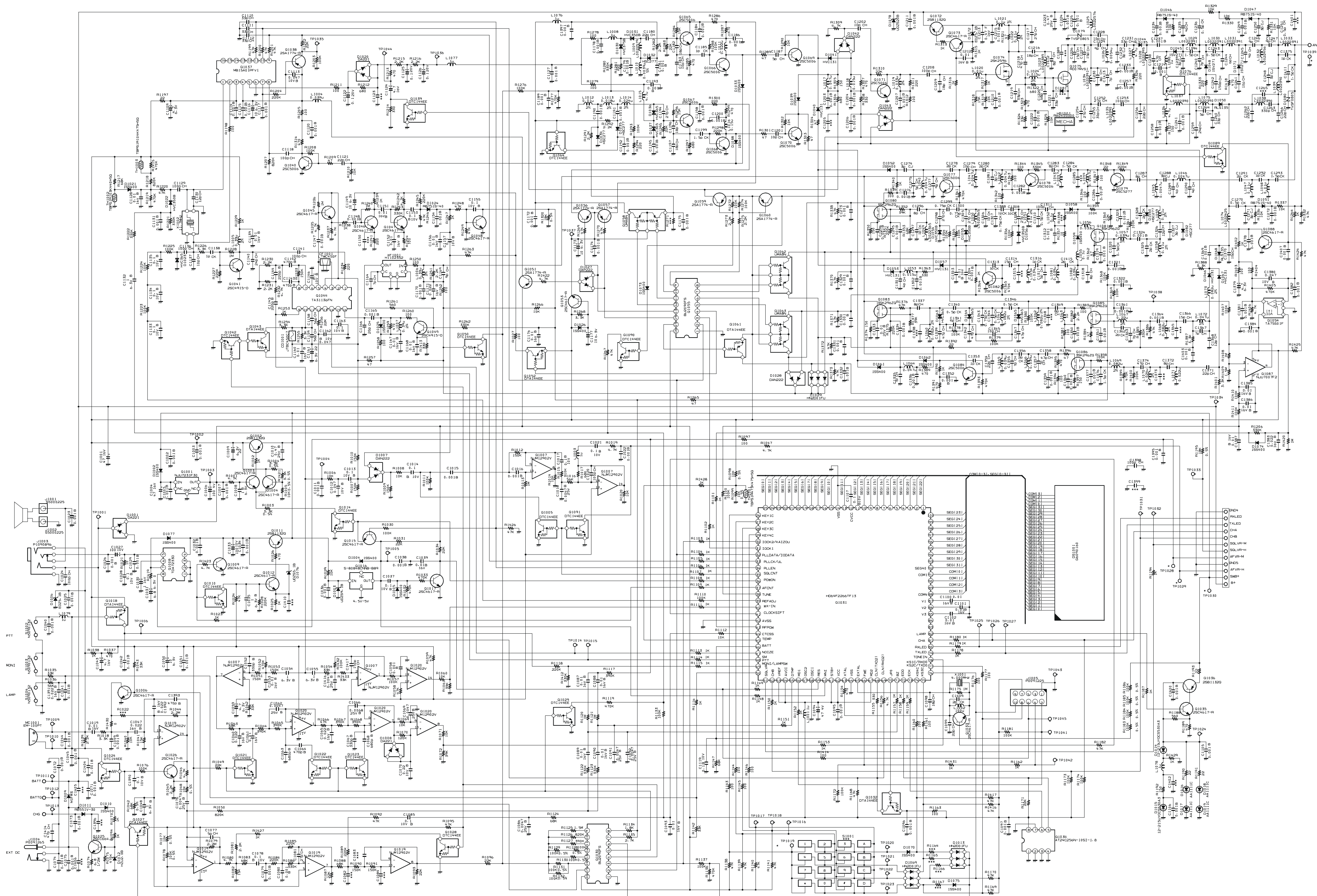


# MAIN Unit (Lot. 10 ~ 11)

## Parts Layout (Side B)

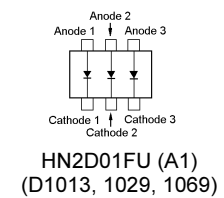
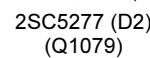
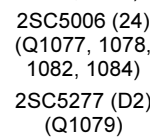
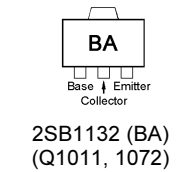
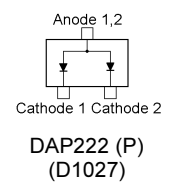
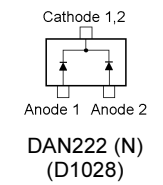
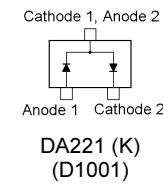
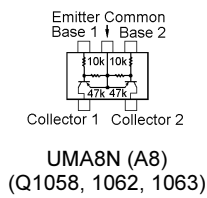
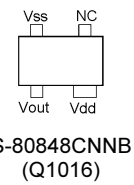
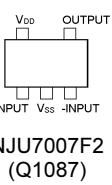
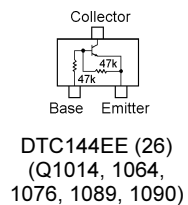
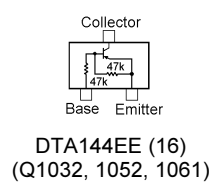
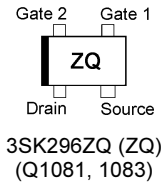
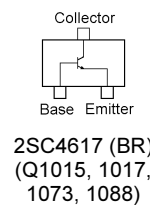
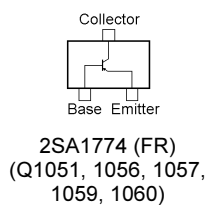
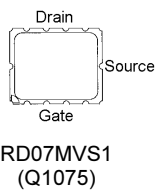
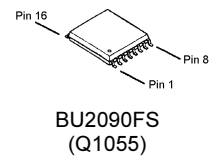
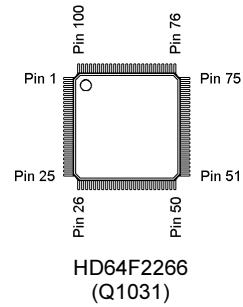
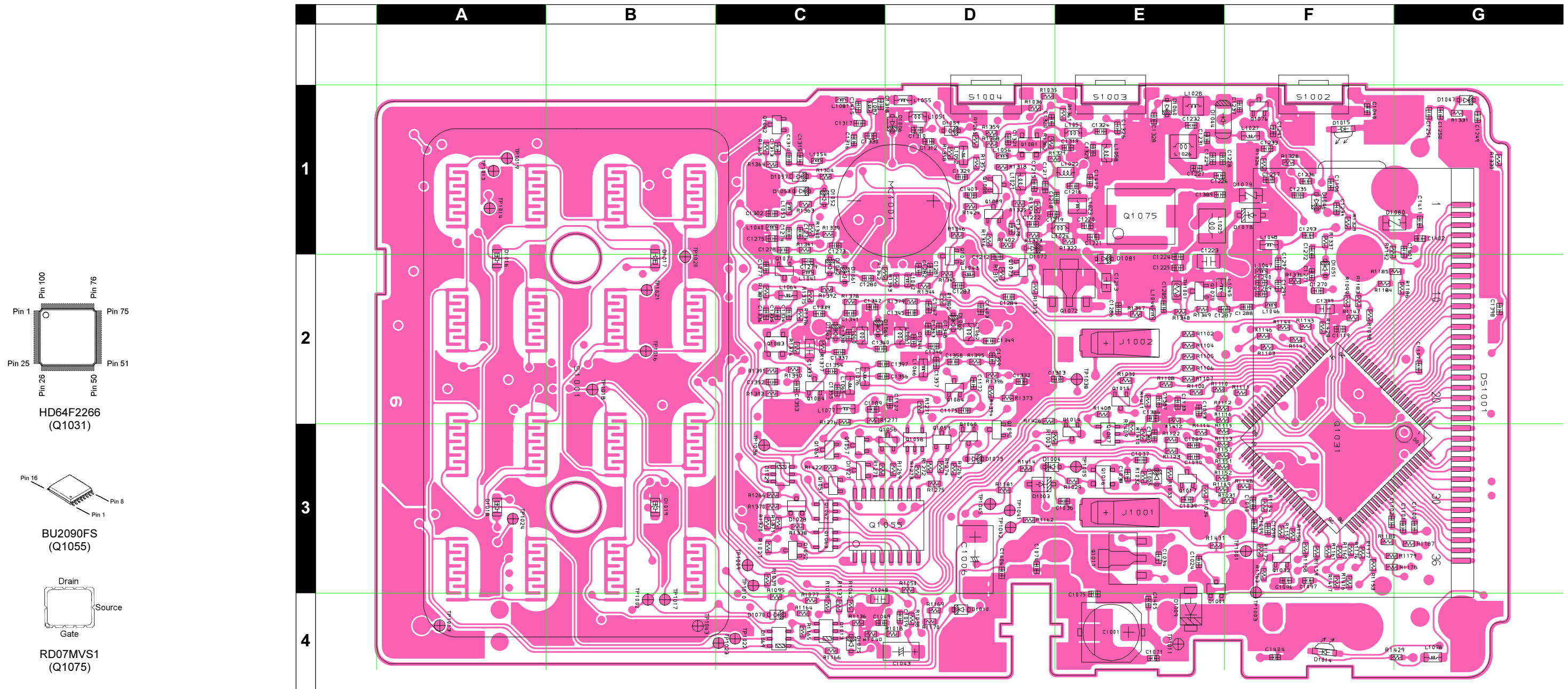






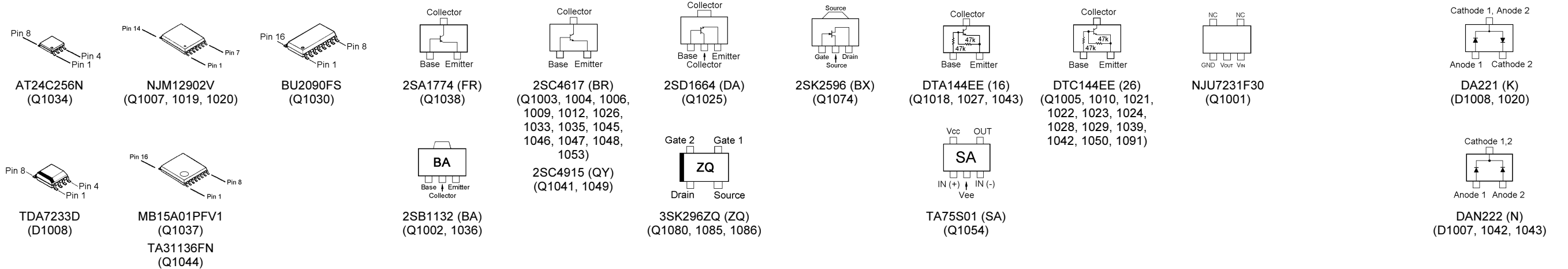
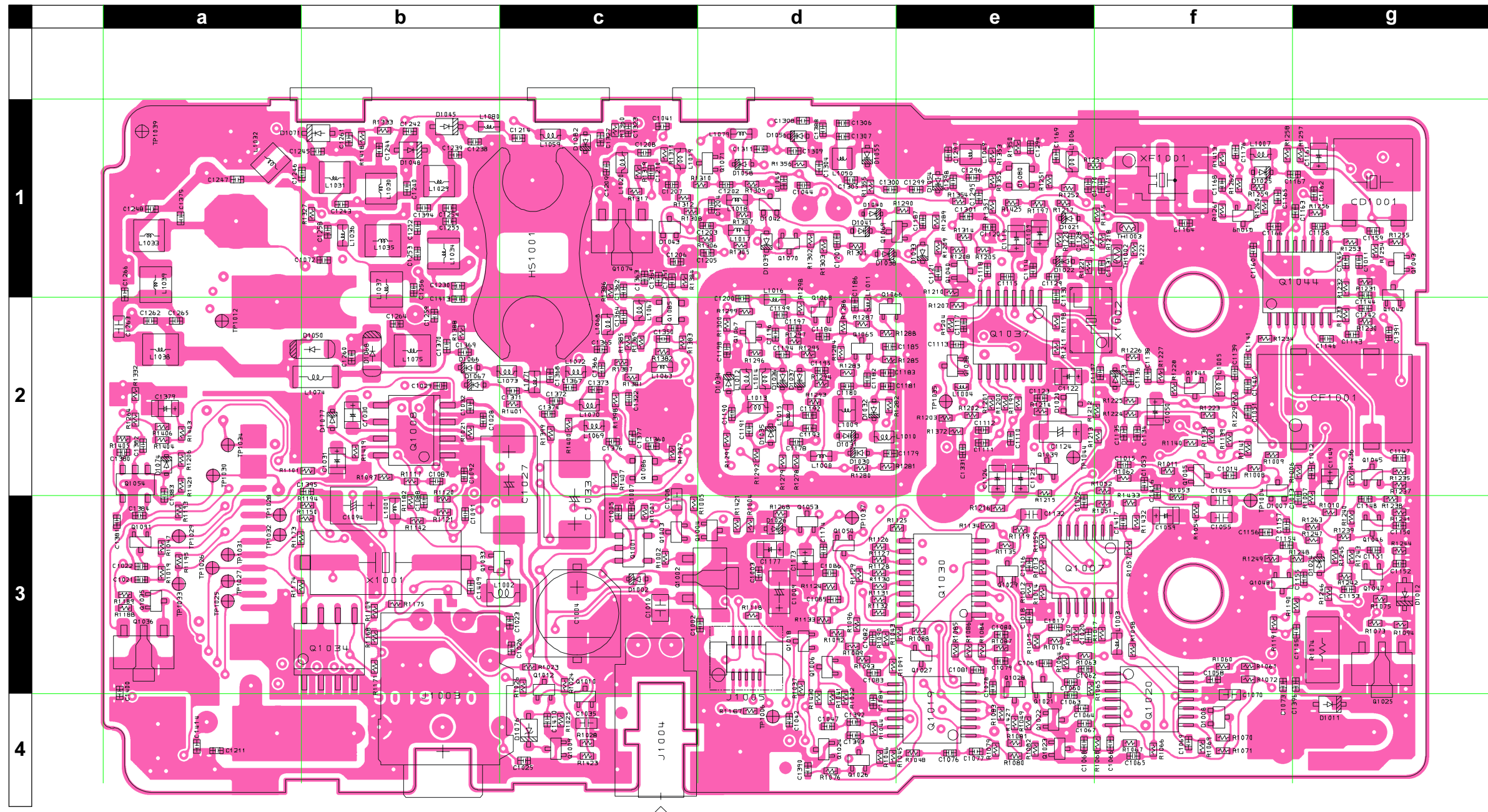
*MAIN Unit (Lot. 12 ~)*

*Note*



# MAIN Unit (Lot. 12 ~)

## Parts Layout (Side B)



# MAIN Unit

## Parts List

REF	DESCRIPTION	VALUE	V/W	TOL.	MFR'S DESIG	VXSTD P/N	VERS.	LOT	SIDE	LAY ADR
	PCB with Components (W/ VR Unit)					CP7965002	USA A2U			
	PCB with Components (W/ VR Unit)					CP7965003	EXP A1			
	PCB with Components (W/ VR Unit)					CP7965004	EXP A2			
	PCB with Components (W/ VR Unit)					CP7965005	EXP A3			
	PCB with Components (W/ VR Unit)					CP7965006	EU B1			
	PCB with Components (W/ VR Unit)					CP7965007	EU B2			
	PCB with Components (W/ VR Unit)					CP7965008	EXP B3			
	PCB with Components (W/ VR Unit)					CP7965009	EU C1			
	PCB with Components (W/ VR Unit)					CP7965010	EU C2			
	PCB with Components (W/ VR Unit)					CP7965011	EXP C3			
	PCB with Components (W/ VR Unit)					CP7965012	EU D1			
	PCB with Components (W/ VR Unit)					CP7965013	EU D2			
	PCB with Components (W/ VR Unit)					CP7965014	AUS H1			
	PCB with Components (W/ VR Unit)					CP7965015	AUS H2			
	Printed Circuit Board					FR011840C		1-		
						FR011840D		3-		
						FR011840E		6-		
						FR011840F		10-		
						FR011840G		12-		
C 1001	AL.ELECTRO.CAP.	47uF	16V		ECEV1CA470WR	K48120013		1-	A	E4
C 1001	AL.ELECTRO.CAP.	47uF	16V		EEE1CA470WR	K48120025		33-	A	E4
C 1002	CHIP CAP.	0.001uF	50V	B	GRM155B11H102KA01D	K22178809		1-	B	d3
C 1003	CHIP CAP.	0.001uF	50V	B	GRM155B11H102KA01D	K22178809		1-	B	d3
C 1004	AL.ELECTRO.CAP.	47uF	16V		RV4-16V470MF46-RR2	K48120019		1-	B	c3
C 1005	CHIP CAP.	0.001uF	50V	B	GRM155B11H102KA01D	K22178809		1-	B	c3
C 1006	CHIP TA.CAP.	100uF	4V		TEESVC0G107M12R	K78060021		1-	A	D3
C 1007	CHIP CAP.	0.001uF	50V	B	GRM155B11H102KA01D	K22178809		1-	B	c3
C 1008	CHIP CAP.	1uF	6.3V	B	GRM188B10J105KA01D	K22084801		1-	B	c3
C 1009	CHIP TA.CAP.	22uF	6.3V		TEESVA0J226M8R	K78080047		1-	B	d3
C 1010	CHIP CAP.	0.47uF	25V	B	GRM21BB11E474KC01L	K22140824		1-	B	c3
C 1011	CHIP CAP.	0.001uF	50V	B	GRM155B11H102KA01D	K22178809		1-	B	g1
C 1012	CHIP CAP.	0.047uF	10V	B	GRM155B11A473KA01D	K22108801		1-	B	g2
C 1013	CHIP CAP.	0.1uF	10V	B	GRM155B11A104KA01D	K22108802		1-	B	g3
C 1014	CHIP CAP.	0.1uF	10V	B	GRM155B11A104KA01D	K22108802		1-	B	f2
C 1015	CHIP CAP.	0.001uF	50V	B	GRM155B11H102KA01D	K22178809		1-	B	f2
C 1016	CHIP CAP.	0.001uF	50V	B	GRM155B11H102KA01D	K22178809		1-	B	e3
C 1017	CHIP CAP.	0.1uF	10V	B	GRM155B11A104KA01D	K22108802		1-	B	e3
C 1018	CHIP CAP.	0.0047uF	25V	B	GRM36B472K25PT	K22148830		1-	B	e3
C 1018	CHIP CAP.	0.0047uF	50V	B	GRM155B11H472KA01D	K22178838		57-	B	e3
C 1019	CHIP CAP.	0.01uF	16V	B	GRM36B103K16PT	K22128804		1-	A	D4
C 1019	CHIP CAP.	0.01uF	25V	B	GRM155B11E103KA01D	K22148834		57-	A	D4
C 1020	CHIP CAP.	100pF	50V	CH	GRM1552C1H101JD01D	K22178236		1-	B	e3
C 1021	CHIP CAP.	0.1uF	10V	B	GRM155B11A104KA01D	K22108802		1-	B	a3
C 1022	CHIP CAP.	0.001uF	50V	B	GRM155B11H102KA01D	K22178809		1-	B	a3
C 1023	CHIP CAP.	0.001uF	50V	B	GRM155B11H102KA01D	K22178809		1-	B	c3
C 1024	CHIP CAP.	100pF	50V	CH	GRM1552C1H101JD01D	K22178236		1-	A	E3
C 1025	CHIP CAP.	0.001uF	50V	B	GRM155B11H102KA01D	K22178809		1-	B	c4
C 1026	CHIP CAP.	0.001uF	50V	B	GRM155B11H102KA01D	K22178809		1-	B	c3
C 1027	CHIP TA.CAP.	100uF	10V		TEESVD1A107M12R	K78100031		1-	B	c2
C 1028	CHIP CAP.	0.1uF	10V	B	GRM155B11A104KA01D	K22108802		1-	B	b2
C 1029	CHIP CAP.	0.001uF	50V	B	GRM155B11H102KA01D	K22178809		1-	B	b2
C 1030	CHIP TA.CAP.	1uF	16V		TEESVSP1C105M8R	K78120058		1-	B	b2
C 1030	CHIP TA.CAP.	1uF	16V		TEESVSP1C105M8R	K78120076		31-	B	b2
C 1031	CHIP TA.CAP.	6.8uF	6.3V		TEESVP0J685M8R	K78080054		1-	B	b2
C 1032	CHIP CAP.	0.001uF	50V	B	GRM155B11H102KA01D	K22178809		1-	B	b2
C 1033	CHIP TA.CAP.	100uF	10V		TEESVD21A107M12R	K78100049		1-	B	c3
C 1033	CHIP TA.CAP.	100uF	10V		TEESVC1A107M12R	K78100075		56-	B	c3
C 1034	CHIP CAP.	0.001uF	50V	B	GRM155B11H102KA01D	K22178809		1-	A	E3
C 1035	CHIP CAP.	1uF	6.3V	B	GRM188B10J105KA01D	K22084801		1-	B	c4
C 1036	CHIP CAP.	0.001uF	50V	B	GRM155B11H102KA01D	K22178809		1-	A	E3
C 1037	CHIP CAP.	0.1uF	10V	B	GRM155B11A104KA01D	K22108802		1-	A	E3
C 1038	CHIP CAP.	0.001uF	50V	B	GRM155B11H102KA01D	K22178809		1-	A	E3
C 1039	CHIP CAP.	0.01uF	16V	B	GRM36B103K16PT	K22128804		1-	A	E3
C 1039	CHIP CAP.	0.01uF	25V	B	GRM155B11E103KA01D	K22148834		57-	A	E3
C 1040	CHIP CAP.	0.001uF	50V	B	GRM155B11H102KA01D	K22178809		1-	A	F1
C 1041	CHIP CAP.	0.001uF	50V	B	GRM155B11H102KA01D	K22178809		1-	B	c1
C 1042	CHIP CAP.	0.001uF	50V	B	GRM155B11H102KA01D	K22178809		1-	B	d4
C 1043	CHIP TA.CAP.	4.7uF	16V		TEESVA1C475M8R	K78120031		1-	A	D4
C 1044	CHIP CAP.	0.001uF	50V	B	GRM155B11H102KA01D	K22178809		1-	B	d1
C 1045	CHIP CAP.	0.001uF	50V	B	GRM155B11H102KA01D	K22178809		1-	B	d1
C 1047	CHIP CAP.	0.022uF	16V	B	GRM155B11C223KA01D	K22128806		1-	B	d4
C 1048	CHIP CAP.	1uF	6.3V	B	GRM188B10J105KA01D	K22084801		1-	A	C4
C 1049	CHIP CAP.	0.001uF	50V	B	GRM155B11H102KA01D	K22178809		1-	A	C4

# MAIN Unit

## Parts List

REF	DESCRIPTION	VALUE	V/W	TOL.	MFR'S DESIG	VXSTD P/N	VERS.	LOT	SIDE	LAY ADR
C 1050	CHIP TA.CAP.	10uF	6.3V		TEESVP0J106M8R	K78080055		1-	B	f2
C 1051	CHIP CAP.	0.001uF	50V	B	GRM155B11H102KA01D	K22178809		1-	B	f2
C 1052	CHIP CAP.	330pF	50V	B	GRM155B11H331KA01D	K22178803		1-	B	e3
C 1053	CHIP CAP.	0.01uF	16V	B	GRM36B103K16PT	K22128804		1-	B	f2
C 1053	CHIP CAP.	0.01uF	25V	B	GRM155B11E103KA01D	K22148834		57-	B	f2
C 1054	CHIP CAP.	1uF	6.3V	B	GRM188B10J105KA01D	K22084801		1-	B	f3
C 1055	CHIP CAP.	1uF	6.3V	B	GRM188B10J105KA01D	K22084801		1-	B	f3
C 1056	CHIP CAP.	0.0068uF	25V	B	GRM155B11E682KA01D	K22148803		1-2		
C 1056	CHIP CAP.	0.0068uF	25V	B	GRM155B11E682KA01D	K22148803	AUSTRALIA	3		
C 1056	CHIP CAP.	0.0068uF	25V	B	GRM155B11E682KA01D	K22148803	EUROPE	3		
C 1056	CHIP CAP.	0.0068uF	25V	B	GRM155B11E682KA01D	K22148803	EXPORT	3		
C 1056	CHIP CAP.	0.0068uF	25V	B	GRM155B11E682KA01D	K22148803	USA	3		
C 1057	CHIP CAP.	0.0068uF	25V	B	GRM155B11E682KA01D	K22148803		1-3		
C 1058	CHIP CAP.	100pF	50V	CH	GRM1552C1H101JD01D	K22178236		1-	B	f3
C 1058	CHIP CAP.	0.001uF	50V	B	GRM155B11H102KA01D	K22178809		4-	B	f3
C 1059	CHIP TA.CAP.	4.7uF	6.3V		TEESVP0J475M8R	K78080053		1-	B	f3
C 1060	CHIP CAP.	0.022uF	16V	B	GRM155B11C223KA01D	K22128806		1-	B	e3
C 1061	CHIP CAP.	0.01uF	16V	B	GRM36B103K16PT	K22128804		1-	B	e3
C 1061	CHIP CAP.	0.01uF	25V	B	GRM155B11E103KA01D	K22148834		57-	B	e3
C 1062	CHIP CAP.	0.0047uF	25V	B	GRM36B472K25PT	K22148830		1-	B	e3
C 1062	CHIP CAP.	0.0047uF	50V	B	GRM155B11H472KA01D	K22178838		57-	B	e3
C 1063	CHIP CAP.	680pF	50V	B	GRM155B11H681KA01D	K22178807		1-	B	e4
C 1064	CHIP CAP.	470pF	50V	B	GRM155B11H471KA01D	K22178805		1-	B	e4
C 1065	CHIP CAP.	0.022uF	16V	B	GRM155B11C223KA01D	K22128806		1-	B	f4
C 1066	CHIP CAP.	0.0068uF	25V	B	GRM155B11E682KA01D	K22148803		1-	B	f4
C 1067	CHIP CAP.	330pF	50V	B	GRM155B11H331KA01D	K22178803		1-	B	e4
C 1068	CHIP CAP.	680pF	50V	B	GRM155B11H681KA01D	K22178807		1-	B	e4
C 1069	CHIP CAP.	0.0047uF	25V	B	GRM36B472K25PT	K22148830		1-	B	f4
C 1069	CHIP CAP.	0.0047uF	50V	B	GRM155B11H472KA01D	K22178838		57-	B	f4
C 1070	CHIP CAP.	0.22uF	10V	B	GRM188B11A224KA01D	K22104801		1-	B	f4
C 1071	CHIP CAP.	0.001uF	50V	B	GRM155B11H102KA01D	K22178809		1-	A	E4
C 1072	CHIP CAP.	0.001uF	50V	B	GRM155B11H102KA01D	K22178809		1-	B	b1
C 1073	CHIP CAP.	0.001uF	50V	B	GRM155B11H102KA01D	K22178809		1-	B	f3
C 1074	CHIP CAP.	0.001uF	50V	B	GRM155B11H102KA01D	K22178809		1-	A	D3
C 1075	CHIP CAP.	0.001uF	50V	B	GRM155B11H102KA01D	K22178809		1-	A	E4
C 1076	CHIP CAP.	0.0047uF	25V	B	GRM36B472K25PT	K22148830		1-	B	e4
C 1076	CHIP CAP.	0.0047uF	50V	B	GRM155B11H472KA01D	K22178838		57-	B	e4
C 1077	CHIP CAP.	5pF	50V	CH	GRM1552C1H5R0BZ01D	K22178292		1-	B	e4
C 1078	CHIP CAP.	0.1uF	10V	B	GRM155B11A104KA01D	K22108802		1-	B	e3
C 1079	CHIP CAP.	0.001uF	50V	B	GRM155B11H102KA01D	K22178809		1-	B	e3
C 1080	CHIP CAP.	0.001uF	50V	B	GRM155B11H102KA01D	K22178809		1-	B	e3
C 1081	CHIP CAP.	27pF	50V	CH	GRM1552C1H270JZ01D	K22178222		1-	B	e3
C 1085	CHIP CAP.	0.1uF	10V	B	GRM155B11A104KA01D	K22108802		1-	B	d3
C 1086	CHIP CAP.	0.0047uF	25V	B	GRM36B472K25PT	K22148830		1-	B	d3
C 1086	CHIP CAP.	0.0047uF	50V	B	GRM155B11H472KA01D	K22178838		57-	B	d3
C 1087	CHIP CAP.	0.01uF	16V	B	GRM36B103K16PT	K22128804		1-	B	b2
C 1087	CHIP CAP.	0.01uF	25V	B	GRM155B11E103KA01D	K22148834		57-	B	b2
C 1088	CHIP CAP.	0.01uF	16V	B	GRM36B103K16PT	K22128804		1-	B	b3
C 1088	CHIP CAP.	0.01uF	25V	B	GRM155B11E103KA01D	K22148834		57-	B	b3
C 1089	CHIP CAP.	0.01uF	16V	B	GRM36B103K16PT	K22128804		1-	A	E3
C 1089	CHIP CAP.	0.01uF	25V	B	GRM155B11E103KA01D	K22148834		57-	A	E3
C 1090	CHIP CAP.	0.01uF	16V	B	GRM36B103K16PT	K22128804		1-	A	E3
C 1090	CHIP CAP.	0.01uF	25V	B	GRM155B11E103KA01D	K22148834		57-	A	E3
C 1091	CHIP CAP.	0.0047uF	25V	B	GRM36B472K25PT	K22148830		1-	B	b3
C 1091	CHIP CAP.	0.0047uF	50V	B	GRM155B11H472KA01D	K22178838		57-	B	b3
C 1092	CHIP CAP.	0.0047uF	25V	B	GRM36B472K25PT	K22148830		1-	B	b2
C 1092	CHIP CAP.	0.0047uF	50V	B	GRM155B11H472KA01D	K22178838		57-	B	b2
C 1093	CHIP CAP.	0.01uF	16V	B	GRM36B103K16PT	K22128804		1-	A	E2
C 1093	CHIP CAP.	0.01uF	25V	B	GRM155B11E103KA01D	K22148834		57-	A	E2
C 1094	CHIP TA.CAP.	47uF	4V		TEESVB20G476M8R	K78060020		1-	B	b3
C 1095	CHIP CAP.	0.001uF	50V	B	GRM155B11H102KA01D	K22178809		1-	A	F3
C 1096	CHIP CAP.	0.001uF	50V	B	GRM155B11H102KA01D	K22178809		1-	A	F3
C 1097	CHIP CAP.	0.001uF	50V	B	GRM155B11H102KA01D	K22178809		1-	A	F3
C 1098	CHIP CAP.	18pF	50V	CH	GRM1552C1H180JZ01D	K22178218		1-	A	F3
C 1099	CHIP CAP.	22pF	50V	CH	GRM1552C1H220JZ01D	K22178220		1-	A	F3
C 1100	CHIP CAP.	0.01uF	16V	B	GRM36B103K16PT	K22128804		1-	A	G3
C 1100	CHIP CAP.	0.01uF	25V	B	GRM155B11E103KA01D	K22148834		57-	A	G3
C 1101	CHIP CAP.	0.01uF	16V	B	GRM36B103K16PT	K22128804		1-	A	G3
C 1101	CHIP CAP.	0.01uF	25V	B	GRM155B11E103KA01D	K22148834		57-	A	G3
C 1102	CHIP CAP.	0.01uF	16V	B	GRM36B103K16PT	K22128804		1-	A	F3
C 1102	CHIP CAP.	0.01uF	25V	B	GRM155B11E103KA01D	K22148834		57-	A	F3
C 1105	CHIP CAP.	0.001uF	50V	B	GRM155B11H102KA01D	K22178809		1-	B	g3
C 1106	CHIP CAP.	0.001uF	50V	B	GRM155B11H102KA01D	K22178809		1-	A	F1

# MAIN Unit

## Parts List

REF	DESCRIPTION	VALUE	V/W	TOL.	MFR'S DESIG	VXSTD P/N	VERS.	LOT	SIDE	LAY ADR
C 1107	CHIP CAP.	0.1uF	10V	B	GRM155B11A104KA01D	K22108802		1-	A	G2
C 1109	CHIP TA.CAP.	4.7uF	6.3V		TEESVP0J475M8R	K78080053		1-	B	e1
C 1110	CHIP CAP.	33pF	50V	CH	GRM1552C1H330JZ01D	K22178224		1-	B	e2
C 1111	CHIP CAP.	33pF	50V	CH	GRM1552C1H330JZ01D	K22178224		1-	B	e2
C 1112	CHIP CAP.	33pF	50V	CH	GRM1552C1H330JZ01D	K22178224		1-	B	e2
C 1113	CHIP CAP.	0.047uF	10V	B	GRM155B11A473KA01D	K22108801		1-	B	e2
C 1114	CHIP CAP.	0.001uF	50V	B	GRM155B11H102KA01D	K22178809		1-	B	e1
C 1115	CHIP CAP.	0.001uF	50V	B	GRM155B11H102KA01D	K22178809		1-	B	e1
C 1116	CHIP TA.CAP.	10uF	6.3V		TEESVP0J106M8R	K78080055		1-	B	e1
C 1117	CHIP CAP.	0.001uF	50V	B	GRM155B11H102KA01D	K22178809		1-	B	e2
C 1118	CHIP CAP.	100pF	50V	CH	GRM1552C1H101JD01D	K22178236		1-	B	e1
C 1119	CHIP CAP.	0.1uF	10V	B	GRM155B11A104KA01D	K22108802		1-	A	F2
C 1120	CHIP CAP.	0.001uF	50V	B	GRM155B11H102KA01D	K22178809		1-	B	e1
C 1121	CHIP CAP.	22pF	50V	CH	GRM1552C1H220JZ01D	K22178220		1-	B	e1
C 1122	CHIP TA.CAP.	0.1uF	20V		SKF-1D104M-RP	K78130049		1-	B	e2
C 1124	CHIP TA.CAP.	4.7uF	16V		TEESVA1C475M8R	K78120031		1-	B	e2
C 1125	CHIP TA.CAP.	0.1uF	20V		SKF-1D104M-RP	K78130049		1-	B	e2
C 1126	CHIP TA.CAP.	0.1uF	20V		SKF-1D104M-RP	K78130049		1-	B	e2
C 1127	CHIP CAP.	0.001uF	50V	B	GRM155B11H102KA01D	K22178809		1-	A	D2
C 1128	CHIP CAP.	0.01uF	16V	B	GRM36B103K16PT	K22128804		1-	B	e1
C 1128	CHIP CAP.	0.01uF	25V	B	GRM155B11E103KA01D	K22148834		57-	B	e1
C 1129	CHIP CAP.	100pF	50V	CH	GRM1552C1H101JD01D	K22178236		1-	B	e1
C 1130	CHIP CAP.	12pF	50V	CH	GRM1552C1H120JZ01D	K22178214		1-	B	e1
C 1131	CHIP CAP.	0.001uF	50V	B	GRM155B11H102KA01D	K22178809		1-	B	f1
C 1132	CHIP CAP.	1uF	6.3V	B	GRM188B10J105KA01D	K22084801		1-	B	e3
C 1133	CHIP CAP.	0.1uF	10V	B	GRM155B11A104KA01D	K22108802		1-	A	E2
C 1134	CHIP CAP.	0.1uF	10V	B	GRM155B11A104KA01D	K22108802		1-	B	f2
C 1135	CHIP CAP.	0.1uF	10V	B	GRM155B11A104KA01D	K22108802		1-	B	f2
C 1136	CHIP CAP.	100pF	50V	CH	GRM1552C1H101JD01D	K22178236		1-	B	f2
C 1137	CHIP CAP.	10pF	50V	CH	GRM1552C1H100BZ01D	K22178297		1-	B	f2
C 1138	CHIP CAP.	1pF	50V	CK	GRM1554C1H1R0BZ01D	K22178287		1-	B	f2
C 1139	CHIP CAP.	0.01uF	16V	B	GRM36B103K16PT	K22128804		1-	B	f2
C 1139	CHIP CAP.	0.01uF	25V	B	GRM155B11E103KA01D	K22148834		57-	B	f2
C 1140	CHIP CAP.	24pF	50V	CH	GRM1552C1H240JZ01D	K22178221		1-	B	f2
C 1141	CHIP CAP.	100pF	50V	CH	GRM1552C1H101JD01D	K22178236		1-	B	f2
C 1142	CHIP CAP.	470pF	50V	B	GRM155B11H471KA01D	K22178805		1-	B	g2
C 1143	CHIP CAP.	470pF	50V	B	GRM155B11H471KA01D	K22178805		1-	B	g2
C 1144	CHIP CAP.	220pF	50V	B	GRM155B11H221KA01D	K22178801		1-	B	g1
C 1145	CHIP CAP.	220pF	50V	B	GRM155B11H221KA01D	K22178801		1-	B	g1
C 1146	CHIP CAP.	0.1uF	10V	B	GRM155B11A104KA01D	K22108802		1-	B	g2
C 1147	CHIP CAP.	0.001uF	50V	B	GRM155B11H102KA01D	K22178809		1-	B	g2
C 1148	CHIP CAP.	0.001uF	50V	B	GRM155B11H102KA01D	K22178809		1-	B	g3
C 1149	CHIP TA.CAP.	10uF	6.3V		TEESVP0J106M8R	K78080055		1-	B	g2
C 1151	CHIP CAP.	0.01uF	16V	B	GRM36B103K16PT	K22128804		1-	B	g3
C 1151	CHIP CAP.	0.01uF	25V	B	GRM155B11E103KA01D	K22148834		57-	B	g3
C 1152	CHIP CAP.	0.01uF	16V	B	GRM36B103K16PT	K22128804		1-	B	g3
C 1152	CHIP CAP.	0.01uF	25V	B	GRM155B11E103KA01D	K22148834		57-	B	g3
C 1153	CHIP CAP.	0.1uF	10V	B	GRM155B11A104KA01D	K22108802		1-	B	g3
C 1154	CHIP CAP.	0.001uF	50V	B	GRM155B11H102KA01D	K22178809		1-	B	f3
C 1155	CHIP CAP.	0.1uF	10V	B	GRM155B11A104KA01D	K22108802		1-	B	g3
C 1156	CHIP CAP.	0.01uF	16V	B	GRM36B103K16PT	K22128804		1-	B	f3
C 1156	CHIP CAP.	0.01uF	25V	B	GRM155B11E103KA01D	K22148834		57-	B	f3
C 1157	CHIP CAP.	0.1uF	10V	B	GRM155B11A104KA01D	K22108802		1-	B	f3
C 1158	CHIP CAP.	56pF	50V	CH	GRM1552C1H560JD01D	K22178230		1-	B	g1
C 1159	CHIP CAP.	56pF	50V	CH	GRM1552C1H560JD01D	K22178230		1-	B	g1
C 1160	CHIP CAP.	0.01uF	16V	B	GRM36B103K16PT	K22128804		1-	B	f1
C 1160	CHIP CAP.	0.01uF	25V	B	GRM155B11E103KA01D	K22148834		57-	B	f1
C 1161	CHIP TA.CAP.	10uF	6.3V		TEESVP0J106M8R	K78080055		1-	B	g1
C 1161	CHIP TA.CAP.	22uF	6.3V		TEESVP0J226M-8R	K78080082		4-	B	g1
C 1161	CHIP CAP.	10uF	6.3V	B	JMK212BJ106KG-T	K22080802		10-	B	g1
C 1162	CHIP CAP.	0.047uF	10V	B	GRM155B11A473KA01D	K22108801		1-	B	g1
C 1163	CHIP CAP.	0.1uF	10V	B	GRM155B11A104KA01D	K22108802		1-	B	g1
C 1164	CHIP CAP.	7pF	50V	CH	GRM1552C1H7R0BZ01D	K22178294		1-	B	f1
C 1165	CHIP CAP.	0.001uF	50V	B	GRM155B11H102KA01D	K22178809		1-	B	f1
C 1166	CHIP CAP.	20pF	50V	CH	GRM1552C1H200JZ01D	K22178219		1-	B	f1
C 1167	CHIP CAP.	0.01uF	16V	B	GRM36B103K16PT	K22128804		1-	B	g1
C 1167	CHIP CAP.	0.01uF	25V	B	GRM155B11E103KA01D	K22148834		57-	B	g1
C 1168	CHIP CAP.	0.01uF	16V	B	GRM36B103K16PT	K22128804		1-	B	f1
C 1168	CHIP CAP.	0.01uF	25V	B	GRM155B11E103KA01D	K22148834		57-	B	f1
C 1169	CHIP CAP.	9pF	50V	CH	GRM1552C1H9R0BZ01D	K22178296		1-	B	e1
C 1170	CHIP CAP.	0.001uF	50V	B	GRM155B11H102KA01D	K22178809		1-	B	e1
C 1171	CHIP CAP.	0.022uF	16V	B	GRM155B11C223KA01D	K22128806		1-	B	f1
C 1172	CHIP CAP.	0.001uF	50V	B	GRM155B11H102KA01D	K22178809		1-	A	D2

# MAIN Unit

## Parts List

REF	DESCRIPTION	VALUE	V/W	TOL.	MFR'S DESIG	VXSTD P/N	VERS.	LOT	SIDE	LAY ADR
C 1173	CHIP TA.CAP.	10uF	6.3V		TEESVP0J106M8R	K78080055		1-	B	d3
C 1174	CHIP CAP.	0.001uF	50V	B	GRM155B11H102KA01D	K22178809		1-	B	d3
C 1175	CHIP CAP.	0.001uF	50V	B	GRM155B11H102KA01D	K22178809		1-	A	D2
C 1176	CHIP CAP.	0.01uF	16V	B	GRM36B103K16PT	K22128804		1-	B	f1
C 1176	CHIP CAP.	0.01uF	25V	B	GRM155B11E103KA01D	K22148834		57-	B	f1
C 1177	CHIP TA.CAP.	10uF	6.3V		TEESVP0J106M8R	K78080055		1-	B	d3
C 1178	CHIP CAP.	0.001uF	50V	B	GRM155B11H102KA01D	K22178809		1-	B	d2
C 1179	CHIP CAP.	0.001uF	50V	B	GRM155B11H102KA01D	K22178809		1-	B	d2
C 1180	CHIP CAP.	22pF	50V	CH	GRM1552C1H220JZ01D	K22178220		1-	B	d2
C 1181	CHIP CAP.	0.001uF	50V	B	GRM155B11H102KA01D	K22178809		1-	B	d2
C 1182	CHIP CAP.	18pF	50V	CH	GRM1552C1H180JZ01D	K22178218		1-	B	d2
C 1183	CHIP CAP.	10pF	50V	CH	GRM1552C1H100BZ01D	K22178297		1-	B	d2
C 1184	CHIP CAP.	0.001uF	50V	B	GRM155B11H102KA01D	K22178809		1-	B	d2
C 1185	CHIP CAP.	1pF	50V	CK	GRM1554C1H1R0BZ01D	K22178287		1-	B	d2
C 1186	CHIP CAP.	0.001uF	50V	B	GRM155B11H102KA01D	K22178809		1-	B	d2
C 1187	CHIP CAP.	5pF	50V	CH	GRM1552C1H5R0BZ01D	K22178292		1-	B	e1
C 1189	CHIP CAP.	0.001uF	50V	B	GRM155B11H102KA01D	K22178809		1-	A	C2
C 1190	CHIP CAP.	0.001uF	50V	B	GRM155B11H102KA01D	K22178809		1-	B	d2
C 1191	CHIP CAP.	0.001uF	50V	B	GRM155B11H102KA01D	K22178809		1-	B	d2
C 1192	CHIP CAP.	0.001uF	50V	B	GRM155B11H102KA01D	K22178809		1-	B	d2
C 1193	CHIP CAP.	0.001uF	50V	B	GRM155B11H102KA01D	K22178809		1-	B	d2
C 1194	CHIP CAP.	27pF	50V	CH	GRM1552C1H270JZ01D	K22178222		1-	B	d2
C 1195	CHIP CAP.	0.001uF	50V	B	GRM155B11H102KA01D	K22178809		1-	B	d2
C 1196	CHIP CAP.	18pF	50V	CH	GRM1552C1H180JZ01D	K22178218		1-	B	d2
C 1197	CHIP CAP.	18pF	50V	CH	GRM1552C1H180JZ01D	K22178218		1-	B	d2
C 1198	CHIP CAP.	0.001uF	50V	B	GRM155B11H102KA01D	K22178809		1-	B	d2
C 1199	CHIP CAP.	1.5pF	50V	CK	GRM1554C1H1R5BZ01D	K22178288		1-	B	d2
C 1200	CHIP CAP.	0.001uF	50V	B	GRM155B11H102KA01D	K22178809		1-	B	d2
C 1201	CHIP CAP.	10pF	50V	CH	GRM1552C1H100BZ01D	K22178297		1-	B	d1
C 1202	CHIP CAP.	10pF	50V	CH	GRM1552C1H100BZ01D	K22178297		1-	B	d1
C 1203	CHIP CAP.	0.001uF	50V	B	GRM155B11H102KA01D	K22178809		1-	B	d1
C 1204	CHIP CAP.	0.001uF	50V	B	GRM155B11H102KA01D	K22178809		1-	B	d1
C 1206	CHIP CAP.	0.001uF	50V	B	GRM155B11H102KA01D	K22178809		1-	B	c1
C 1207	CHIP CAP.	0.001uF	50V	B	GRM155B11H102KA01D	K22178809		1-	B	c1
C 1208	CHIP CAP.	100pF	50V	CH	GRM1552C1H101JD01D	K22178236		1-	B	c1
C 1209	CHIP CAP.	18pF	50V	CH	GRM1552C1H180JZ01D	K22178218		1-	B	c1
C 1210	CHIP CAP.	0.001uF	50V	B	GRM155B11H102KA01D	K22178809		1-	B	c1
C 1211	CHIP CAP.	0.001uF	50V	B	GRM155B11H102KA01D	K22178809		1-	B	a4
C 1212	CHIP CAP.	0.01uF	16V	B	GRM36B103K16PT	K22128804		1-	A	D2
C 1212	CHIP CAP.	0.01uF	25V	B	GRM155B11E103KA01D	K22148834		57-	A	D2
C 1213	CHIP CAP.	0.47uF	16V	F	ECJ1VF1C474Z	K22125001		1-	A	E2
C 1213	CHIP CAP.	0.47uF	16V	F	GRM188F11C474ZA01D	K22125002		116-	A	E2
C 1214	CHIP CAP.	0.001uF	50V	B	GRM155B11H102KA01D	K22178809		1-	B	c1
C 1215	CHIP CAP.	0.001uF	50V	B	GRM155B11H102KA01D	K22178809		1-	A	D1
C 1216	CHIP CAP.	18pF	50V	CH	GRM1552C1H180JZ01D	K22178218		1-	A	E1
C 1217	CHIP CAP.	27pF	50V	CH	GRM1552C1H270JZ01D	K22178222		1-	A	D1
C 1218	CHIP CAP.	47pF	50V	CH	GRM1552C1H470JZ01D	K22178228		1-	A	E1
C 1218	CHIP CAP.	43pF	50V	CH	GRM1552C1H430JD01D	K22178227		98-	A	E1
C 1219	CHIP CAP.	33pF	50V	CH	GRM1552C1H330JZ01D	K22178224		1-	A	D1
C 1220	CHIP CAP.	68pF	50V	CH	GRM1552C1H680JZ01D	K22178232		1-	A	E1
C 1221	CHIP CAP.	33pF	50V	CH	GRM1552C1H330JZ01D	K22178224		1-	A	E1
C 1222	CHIP CAP.	0.001uF	50V	B	GRM155B11H102KA01D	K22178809		1-	A	D1
C 1223	CHIP CAP.	0.47uF	25V	B	GRM21BB11E474KC01L	K22140824		1-	A	E2
C 1224	CHIP CAP.	0.001uF	50V	B	GRM155B11H102KA01D	K22178809		1-	A	E2
C 1225	CHIP CAP.	0.001uF	50V	B	GRM155B11H102KA01D	K22178809		1-	A	E2
C 1226	CHIP CAP.	15pF	50V	CH	GRM1552C1H150JZ01D	K22178216		1-	A	E1
C 1226	CHIP CAP.	22pF	50V	CH	GRM1552C1H220JZ01D	K22178220		98-	A	E1
C 1227	CHIP CAP.	15pF	50V	CH	GRM1552C1H150JZ01D	K22178216		1-	A	E1
C 1227	CHIP CAP.	18pF	50V	CH	GRM1552C1H180JZ01D	K22178218		98-	A	E1
C 1228	CHIP CAP.	10pF	50V	CH	GRM1552C1H100BZ01D	K22178297		1-	A	E1
C 1229	CHIP CAP.	9pF	50V	CH	GRM1552C1H9R0BZ01D	K22178296		1-	A	E1
C 1230	CHIP CAP.	8pF	50V	CH	GRM1552C1H8R0BZ01D	K22178295		1-	B	b1
C 1231	CHIP CAP.	33pF	50V	CH	GRM1552C1H330JZ01D	K22178224		1-	A	E1
C 1232	CHIP CAP.	3pF	50V	CJ	GRM1553C1H3R0BZ01D	K22178290		1-	A	E1
C 1233	CHIP CAP.	0.001uF	50V	B	GRM155B11H102KA01D	K22178809		1-	A	F1
C 1234	CHIP CAP.	0.001uF	50V	B	GRM155B11H102KA01D	K22178809		1-	A	F1
C 1235	CHIP CAP.	4pF	50V	CH	GRM1552C1H4R0BZ01D	K22178291		1-	A	F1
C 1236	CHIP CAP.	0.5pF	50V	CK	GRM1554C1HR50BZ01D	K22178285		1-	A	F1
C 1237	CHIP CAP.	0.001uF	50V	B	GRM155B11H102KA01D	K22178809		1-	A	F1
C 1238	CHIP CAP.	47pF	50V	CH	GRM1552C1H470JZ01D	K22178228		1-	B	b1
C 1239	CHIP CAP.	3pF	50V	CJ	GRM1553C1H3R0BZ01D	K22178290		1-	B	b1
C 1240	CHIP CAP.	7pF	50V	CH	GRM1552C1H7R0BZ01D	K22178294		1-	B	b1
C 1241	CHIP CAP.	0.001uF	50V	B	GRM155B11H102KA01D	K22178809		1-	A	F1



# MAIN Unit

## Parts List

REF	DESCRIPTION	VALUE	V/W	TOL.	MFR'S DESIG	VXSTD P/N	VERS.	LOT	SIDE	LAY ADR
C 1242	CHIP CAP.	150pF	50V	CH	GRM1552C1H151JA01D	K22178240		1-	B	b1
C 1243	CHIP CAP.	0.5pF	50V	CK	GRM1554C1HR50BZ01D	K22178285		1-	B	b1
C 1244	CHIP CAP.	6pF	50V	CH	GRM1552C1H6R0BZ01D	K22178293		1-	B	b1
C 1245	CHIP CAP.	4pF	50V	CH	GRM1552C1H4R0BZ01D	K22178291		1-	B	b1
C 1246	CHIP CAP.	9pF	50V	CH	GRM1552C1H9R0DZ01D	K22178211		1-	B	a1
C 1247	CHIP CAP.	9pF	50V	CH	GRM1552C1H9R0DZ01D	K22178211		1-	B	a1
C 1248	CHIP CAP.	3pF	50V	CJ	GRM1553C1H3R0BZ01D	K22178290		1-	B	a1
C 1249	CHIP CAP.	0.001uF	50V	B	GRM155B11H102KA01D	K22178809		1-	A	G1
C 1250	CHIP CAP.	3pF	50V	CJ	GRM1553C1H3R0BZ01D	K22178290		1-	A	G1
C 1251	CHIP CAP.	0.5pF	50V	CK	GRM1554C1HR50BZ01D	K22178285		1-	A	G1
C 1252	CHIP CAP.	27pF	50V	CH	GRM1552C1H270JZ01D	K22178222		1-	B	b1
C 1253	CHIP CAP.	100pF	50V	CH	GRM1552C1H101JD01D	K22178236		1-	B	b1
C 1254	CHIP CAP.	27pF	50V	CH	GRM1552C1H270JZ01D	K22178222		1-	B	b1
C 1255	CHIP CAP.	30pF	50V	CH	GRM1552C1H300JZ01D	K22178223		1-	B	b1
C 1256	CHIP CAP.	22pF	50V	CH	GRM1552C1H220JZ01D	K22178220		1-	B	b1
C 1256	CHIP CAP.	27pF	50V	CH	GRM1552C1H270JZ01D	K22178222		98-	B	b1
C 1257	CHIP CAP.	0.001uF	50V	B	GRM155B11H102KA01D	K22178809		1-	A	F1
C 1258	CHIP CAP.	0.001uF	50V	B	GRM155B11H102KA01D	K22178809		1-	B	b1
C 1259	CHIP CAP.	24pF	50V	CH	GRM1552C1H240JZ01D	K22178221		1-	B	b2
C 1260	CHIP CAP.	33pF	50V	CH	GRM1552C1H330JZ01D	K22178224		1-	B	b2
C 1261	CHIP CAP.	10pF	50V	CH	GRM1552C1H100BZ01D	K22178297		1-	B	b1
C 1262	CHIP CAP.	22pF	50V	CH	GRM1552C1H220JZ01D	K22178220		1-	B	a2
C 1263	CHIP CAP.	330pF	50V	CH	GRM1882C1H331JA01D	K22174253		1-	B	a2
C 1264	CHIP CAP.	5pF	50V	CH	GRM1552C1H5R0BZ01D	K22178292		1-97	B	b2
C 1266	CHIP CAP.	22pF	50V	CH	GRM1552C1H220JZ01D	K22178220		1-	B	a1
C 1270	CHIP CAP.	0.5pF	50V	CK	GRM1554C1HR50BZ01D	K22178285		1-	A	F2
C 1271	CHIP CAP.	3pF	50V	CJ	GRM1553C1H3R0BZ01D	K22178290		1-	A	F2
C 1272	CHIP CAP.	0.001uF	50V	B	GRM155B11H102KA01D	K22178809		1-	A	F1
C 1273	CHIP CAP.	0.001uF	50V	B	GRM155B11H102KA01D	K22178809		1-	A	C1
C 1274	CHIP CAP.	3pF	50V	CJ	GRM1553C1H3R0BZ01D	K22178290		1-	A	C1
C 1275	CHIP CAP.	5pF	50V	CH	GRM1552C1H5R0BZ01D	K22178292		1-	A	C1
C 1276	CHIP CAP.	0.001uF	50V	B	GRM155B11H102KA01D	K22178809		1-	A	C1
C 1277	CHIP CAP.	9pF	50V	CH	GRM1552C1H9R0BZ01D	K22178296		1-	A	C2
C 1278	CHIP CAP.	2pF	50V	CK	GRM1554C1H2R0BZ01D	K22178289		1-	A	C1
C 1279	CHIP CAP.	10pF	50V	CH	GRM1552C1H100BZ01D	K22178297		1-	A	C2
C 1280	CHIP CAP.	2pF	50V	CK	GRM1554C1H2R0BZ01D	K22178289		1-	A	C2
C 1281	CHIP CAP.	3pF	50V	CJ	GRM1553C1H3R0BZ01D	K22178290		1-	A	D2
C 1282	CHIP CAP.	0.001uF	50V	B	GRM155B11H102KA01D	K22178809		1-	A	D2
C 1283	CHIP CAP.	8pF	50V	CH	GRM1552C1H8R0BZ01D	K22178295		1-	A	D2
C 1284	CHIP CAP.	1.5pF	50V	CK	GRM1554C1H1R5BZ01D	K22178288		1-	A	D2
C 1286	CHIP CAP.	0.001uF	50V	B	GRM155B11H102KA01D	K22178809		1-	A	E2
C 1287	CHIP CAP.	8pF	50V	CH	GRM1552C1H8R0BZ01D	K22178295		1-	A	F2
C 1288	CHIP CAP.	3pF	50V	CJ	GRM1553C1H3R0BZ01D	K22178290		1-	A	F2
C 1289	CHIP CAP.	4pF	50V	CH	GRM1552C1H4R0BZ01D	K22178291		1-	A	F2
C 1290	CHIP CAP.	4pF	50V	CH	GRM1552C1H4R0BZ01D	K22178291		1-	A	F2
C 1291	CHIP CAP.	2pF	50V	CK	GRM1554C1H2R0BZ01D	K22178289		1-	A	F2
C 1292	CHIP CAP.	1pF	50V	CK	GRM1554C1H1R0BZ01D	K22178287		1-	A	F2
C 1293	CHIP CAP.	1.5pF	50V	CK	GRM1554C1H1R5BZ01D	K22178288		1-	A	F1
C 1294	CHIP CAP.	0.001uF	50V	B	GRM155B11H102KA01D	K22178809		1-	B	e1
C 1295	CHIP CAP.	0.001uF	50V	B	GRM155B11H102KA01D	K22178809		1-	B	e1
C 1296	CHIP CAP.	8pF	50V	CH	GRM1552C1H8R0BZ01D	K22178295		1-	B	e1
C 1297	CHIP CAP.	1pF	50V	CK	GRM1554C1H1R0BZ01D	K22178287		1-	B	e1
C 1298	CHIP CAP.	27pF	50V	CH	GRM1552C1H270JZ01D	K22178222		1-	B	e1
C 1299	CHIP CAP.	0.75pF	50V	CK	GRM1554C1HR75BZ01D	K22178286		1-	B	e1
C 1300	CHIP CAP.	0.75pF	50V	CK	GRM1554C1HR75BZ01D	K22178286		1-	B	d1
C 1301	CHIP CAP.	4pF	50V	CH	GRM1552C1H4R0BZ01D	K22178291		1-	B	e1
C 1302	CHIP CAP.	0.001uF	50V	B	GRM155B11H102KA01D	K22178809		1-3	A	C1
C 1302	CHIP CAP.	0.001uF	50V	B	GRM155B11H102KA01D	K22178809	W/ CE LABEL	4-	A	C1
C 1302	CHIP CAP.	0.001uF	50V	B	GRM155B11H102KA01D	K22178809	W/O CE LABEL	4-	A	C1
C 1303	CHIP CAP.	0.01uF	16V	B	GRM36B103K16PT	K22128804		1-	A	E2
C 1303	CHIP CAP.	0.01uF	25V	B	GRM155B11E103KA01D	K22148834		57-	A	E2
C 1304	CHIP CAP.	0.001uF	50V	B	GRM155B11H102KA01D	K22178809		1-	B	d1
C 1305	CHIP CAP.	27pF	50V	CH	GRM1552C1H270JZ01D	K22178222		1-	B	d1
C 1306	CHIP CAP.	1pF	50V	CK	GRM1554C1H1R0BZ01D	K22178287		1-	B	d1
C 1307	CHIP CAP.	0.75pF	50V	CK	GRM1554C1HR75BZ01D	K22178286		1-	B	d1
C 1308	CHIP CAP.	1pF	50V	CK	GRM1554C1H1R0BZ01D	K22178287		1-	B	d1
C 1309	CHIP CAP.	27pF	50V	CH	GRM1552C1H270JZ01D	K22178222		1-	B	d1
C 1310	CHIP CAP.	0.5pF	50V	CK	GRM1554C1HR50BZ01D	K22178285		1-9	A	D1
C 1311	CHIP CAP.	100pF	50V	CH	GRM1552C1H101JD01D	K22178236		1-	B	d1
C 1312	CHIP CAP.	0.001uF	50V	B	GRM155B11H102KA01D	K22178809		1-	A	D1
C 1313	CHIP CAP.	1pF	50V	CK	GRM1554C1H1R0BZ01D	K22178287		1-	A	C1
C 1314	CHIP CAP.	22pF	50V	CH	GRM1552C1H220JZ01D	K22178220		1-	A	C1
C 1314	CHIP CAP.	15pF	50V	CH	GRM1552C1H150JZ01D	K22178216		10-	A	C1

# MAIN Unit

## Parts List

REF	DESCRIPTION	VALUE	V/W	TOL.	MFR'S DESIG	VXSTD P/N	VERS.	LOT	SIDE	LAY ADR
C 1315	CHIP CAP.	6pF	50V	CH	GRM1552C1H6R0BZ01D	K22178293		1-9	A	C1
C 1316	CHIP CAP.	1.5pF	50V	CK	GRM1554C1H1R5BZ01D	K22178288		1-	A	C1
C 1316	CHIP CAP.	1pF	50V	CK	GRM1554C1H1R0BZ01D	K22178287		10-	A	C1
C 1317	CHIP CAP.	6pF	50V	CH	GRM1552C1H6R0BZ01D	K22178293		1-	A	C1
C 1317	CHIP CAP.	5pF	50V	CH	GRM1552C1H5R0BZ01D	K22178292		10-	A	C1
C 1318	CHIP CAP.	0.001uF	50V	B	GRM155B11H102KA01D	K22178809		1-	A	C1
C 1318	CHIP CAP.	10pF	50V	CH	GRM1552C1H100BZ01D	K22178297		10-	A	C1
C 1319	CHIP CAP.	0.001uF	50V	B	GRM155B11H102KA01D	K22178809		1-	A	E1
C 1320	CHIP CAP.	0.5pF	50V	CK	GRM1554C1HR50BZ01D	K22178285		1-	A	D1
C 1321	CHIP CAP.	0.001uF	50V	B	GRM155B11H102KA01D	K22178809		1-	A	D1
C 1322	CHIP CAP.	0.001uF	50V	B	GRM155B11H102KA01D	K22178809		1-	B	c2
C 1323	CHIP CAP.	0.001uF	50V	B	GRM155B11H102KA01D	K22178809		1-	B	c1
C 1324	CHIP CAP.	0.001uF	50V	B	GRM155B11H102KA01D	K22178809		1-	A	E1
C 1325	CHIP CAP.	2pF	50V	CK	GRM1554C1H2R0BZ01D	K22178289		1-	A	E1
C 1326	CHIP CAP.	12pF	50V	CH	GRM1552C1H120JZ01D	K22178214		1-	A	E1
C 1327	CHIP CAP.	3pF	50V	CJ	GRM1553C1H3R0BZ01D	K22178290		1-	B	c1
C 1328	CHIP CAP.	2pF	50V	CK	GRM1554C1H2R0BZ01D	K22178289		1-	A	E1
C 1329	CHIP CAP.	0.001uF	50V	B	GRM155B11H102KA01D	K22178809		1-	A	D1
C 1330	CHIP CAP.	0.001uF	50V	B	GRM155B11H102KA01D	K22178809		1-	A	C1
C 1331	CHIP CAP.	0.001uF	50V	B	GRM155B11H102KA01D	K22178809		1-	B	e2
C 1332	CHIP CAP.	0.001uF	50V	B	GRM155B11H102KA01D	K22178809		1-	A	D2
C 1333	CHIP CAP.	0.01uF	25V	B	GRM39B103M25PT	K22144802		1-	A	C2
C 1333	CHIP CAP.	0.01uF	50V	B	GRM188B11H103KA01D	K22174823		57-	A	C2
C 1334	CHIP CAP.	0.001uF	50V	B	GRM155B11H102KA01D	K22178809		1-	A	C2
C 1335	CHIP CAP.	7pF	50V	CH	GRM1552C1H7R0BZ01D	K22178294		1-	A	C2
C 1336	CHIP CAP.	0.001uF	50V	B	GRM155B11H102KA01D	K22178809		1-	A	C2
C 1337	CHIP CAP.	8pF	50V	CH	GRM1552C1H8R0BZ01D	K22178295		1-	A	C2
C 1339	CHIP CAP.	47pF	50V	CH	GRM1552C1H470JZ01D	K22178228		1-	A	C2
C 1340	CHIP CAP.	0.5pF	50V	CK	GRM1554C1HR50BZ01D	K22178285		1-	A	C2
C 1341	CHIP CAP.	4pF	50V	CH	GRM1552C1H4R0BZ01D	K22178291		1-	A	C2
C 1342	CHIP CAP.	47pF	50V	CH	GRM1552C1H470JZ01D	K22178228		1-	A	C2
C 1343	CHIP CAP.	0.75pF	50V	CK	GRM1554C1HR75BZ01D	K22178286		1-	A	D2
C 1344	CHIP CAP.	0.5pF	50V	CK	GRM1554C1HR50BZ01D	K22178285		1-	A	D2
C 1345	CHIP CAP.	10pF	50V	CH	GRM1552C1H100BZ01D	K22178297		1-	A	D2
C 1346	CHIP CAP.	0.5pF	50V	CK	GRM1554C1HR50BZ01D	K22178285		1-	A	D2
C 1347	CHIP CAP.	47pF	50V	CH	GRM1552C1H470JZ01D	K22178228		1-	A	D2
C 1349	CHIP CAP.	8pF	50V	CH	GRM1552C1H8R0BZ01D	K22178295		1-	A	D2
C 1350	CHIP CAP.	0.001uF	50V	B	GRM155B11H102KA01D	K22178809		1-	B	c2
C 1351	CHIP CAP.	0.001uF	50V	B	GRM155B11H102KA01D	K22178809		1-	B	c1
C 1352	CHIP CAP.	0.001uF	50V	B	GRM155B11H102KA01D	K22178809		1-	A	C2
C 1353	CHIP CAP.	1pF	50V	CK	GRM1554C1H1R0BZ01D	K22178287		1-	A	C2
C 1354	CHIP CAP.	22pF	50V	CH	GRM1552C1H220JZ01D	K22178220		1-	A	C2
C 1355	CHIP CAP.	7pF	50V	CH	GRM1552C1H7R0BZ01D	K22178294		1-	A	C2
C 1356	CHIP CAP.	2pF	50V	CK	GRM1554C1H2R0BZ01D	K22178289		1-	A	C2
C 1357	CHIP CAP.	7pF	50V	CH	GRM1552C1H7R0BZ01D	K22178294		1-	A	D2
C 1358	CHIP CAP.	47pF	50V	CH	GRM1552C1H470JZ01D	K22178228		1-	A	D2
C 1359	CHIP CAP.	0.001uF	50V	B	GRM155B11H102KA01D	K22178809		1-	A	D2
C 1360	CHIP CAP.	0.001uF	50V	B	GRM155B11H102KA01D	K22178809		1-	B	c2
C 1361	CHIP CAP.	0.001uF	50V	B	GRM155B11H102KA01D	K22178809		1-	B	c1
C 1362	CHIP CAP.	2pF	50V	CK	GRM1554C1H2R0BZ01D	K22178289		1-	B	c1
C 1363	CHIP CAP.	7pF	50V	CH	GRM1552C1H7R0BZ01D	K22178294		1-	B	c1
C 1364	CHIP CAP.	0.001uF	50V	B	GRM155B11H102KA01D	K22178809		1-	B	c2
C 1366	CHIP CAP.	15pF	50V	CH	GRM1552C1H150JZ01D	K22178216		1-	B	c2
C 1367	CHIP CAP.	7pF	50V	CH	GRM1552C1H7R0BZ01D	K22178294		1-	B	c2
C 1368	CHIP CAP.	12pF	50V	CH	GRM1552C1H120JZ01D	K22178214		1-	B	c2
C 1369	CHIP CAP.	0.001uF	50V	B	GRM155B11H102KA01D	K22178809		1-	B	b2
C 1370	CHIP CAP.	10pF	50V	CH	GRM1552C1H100BZ01D	K22178297		1-	B	b2
C 1371	CHIP CAP.	22pF	50V	CH	GRM1552C1H220JZ01D	K22178220		1-	B	c2
C 1372	CHIP CAP.	8pF	50V	CH	GRM1552C1H8R0BZ01D	K22178295		1-	B	c2
C 1374	CHIP CAP.	47pF	50V	CH	GRM1552C1H470JZ01D	K22178228		1-	B	c2
C 1375	CHIP CAP.	1pF	50V	CK	GRM1554C1H1R0BZ01D	K22178287		1-	B	a1
C 1376	CHIP CAP.	1.5pF	50V	CK	GRM1554C1H1R5BZ01D	K22178288		1-	B	c2
C 1377	CHIP CAP.	0.001uF	50V	B	GRM155B11H102KA01D	K22178809		1-	B	c2
C 1378	CHIP CAP.	0.001uF	50V	B	GRM155B11H102KA01D	K22178809		1-	A	D1
C 1379	CHIP TA.CAP.	4.7uF	6.3V		TEESVP0J475M8R	K78080053		1-	B	a2
C 1380	CHIP CAP.	0.047uF	10V	B	GRM155B11A473KA01D	K22108801		1-	B	a2
C 1381	CHIP CAP.	0.001uF	50V	B	GRM155B11H102KA01D	K22178809		1-	B	a3
C 1382	CHIP CAP.	0.001uF	50V	B	GRM155B11H102KA01D	K22178809		1-	B	a2
C 1383	CHIP CAP.	0.022uF	16V	B	GRM155B11C223KA01D	K22128806		1-	B	a2
C 1384	CHIP CAP.	0.001uF	50V	B	GRM155B11H102KA01D	K22178809		1-	B	a3
C 1385	CHIP CAP.	0.01uF	16V	B	GRM36B103K16PT	K22128804		1-	A	E3
C 1385	CHIP CAP.	0.01uF	25V	B	GRM155B11E103KA01D	K22148834		57-	A	E3
C 1386	CHIP CAP.	0.01uF	16V	B	GRM36B103K16PT	K22128804		1-	A	E2

# MAIN Unit

## Parts List

REF	DESCRIPTION	VALUE	V/W	TOL.	MFR'S DESIG	VXSTD P/N	VERS.	LOT	SIDE	LAY ADR
C 1386	CHIP CAP.	0.01uF	25V	B	GRM155B11E103KA01D	K22148834		57-	A	E2
C 1387	CHIP CAP.	0.01uF	16V	B	GRM36B103K16PT	K22128804		1-	A	E2
C 1387	CHIP CAP.	0.01uF	25V	B	GRM155B11E103KA01D	K22148834		57-	A	E2
C 1388	CHIP CAP.	1pF	50V	CK	GRM1554C1H1R0BZ01D	K22178287		1-	B	d1
C 1390	CHIP CAP.	0.1uF	10V	B	GRM155B11A104KA01D	K22108802		1-	B	d4
C 1391	CHIP CAP.	0.022uF	16V	B	GRM155B11C223KA01D	K22128806		1-	B	g2
C 1392	CHIP CAP.	0.022uF	16V	B	GRM155B11C223KA01D	K22128806		1-	B	d4
C 1393	CHIP CAP.	470pF	50V	B	GRM155B11H471KA01D	K22178805		1-	B	d4
C 1394	CHIP CAP.	1.5pF	50V	CK	GRM1554C1H1R5BZ01D	K22178288		1-	B	b1
C 1395	CHIP CAP.	0.001uF	50V	B	GRM155B11H102KA01D	K22178809		1-	B	b2
C 1397	CHIP CAP.	0.001uF	50V	B	GRM155B11H102KA01D	K22178809		1-	A	C2
C 1398	CHIP CAP.	100pF	50V	CH	GRM1552C1H101JD01D	K22178236		1-	A	G2
C 1398	CERAMIC CAP.	100pF	50V	B	UP050B101K-A-B	K28179004		3-	A	G2
C 1398	CHIP CAP.	100pF	50V	CH	GRM1552C1H101JD01D	K22178236		6-	A	G2
C 1400	CHIP CAP.	0.001uF	50V	B	GRM155B11H102KA01D	K22178809		1-	B	a3
C 1403	CHIP CAP.	0.001uF	50V	B	GRM155B11H102KA01D	K22178809		1-	A	D2
C 1404	CHIP CAP.	0.001uF	50V	B	GRM155B11H102KA01D	K22178809		1-	A	F4
C 1407	CHIP CAP.	0.001uF	50V	B	GRM155B11H102KA01D	K22178809		1-	A	D1
C 1409	CHIP CAP.	2pF	50V	CK	GRM1554C1H2R0BZ01D	K22178289		1-	B	b3
C 1411	CHIP CAP.	1.5pF	50V	CK	GRM1554C1H1R5BZ01D	K22178288		1-	A	G1
C 1412	CHIP CAP.	8pF	50V	CH	GRM1882C1H8R0DZ01D	K22174209		1-	A	E1
C 1412	CHIP CAP.	8pF	50V	CH	GRM1552C1H8R0BZ01D	K22178295		3-	A	E1
C 1413	CHIP CAP.	7pF	50V	CH	GRM1552C1H7R0BZ01D	K22178294		1-	B	b2
C 1414	CHIP CAP.	47pF	50V	CH	GRM1882C1H470JA01D	K22174227		1-	B	a4
C 1414	CHIP CAP.	47pF	50V	CH	GRM1552C1H470JZ01D	K22178228		6-	B	a4
C 1415	CHIP TA.CAP.	10uF	6.3V		TEESVP0J106M8R	K78080055		2-3	A	C1
C 1415	CHIP CAP.	2pF	50V	CK	GRM1554C1H2R0BZ01D	K22178289		10-	A	C1
C 1416	CHIP CAP.	0.0047uF	25V	B	GRM36B472K25PT	K22148830		4-	B	f2
C 1416	CHIP CAP.	0.0047uF	50V	B	GRM155B11H472KA01D	K22178838		57-	B	f2
C 1417	CHIP CAP.	150pF	50V	CH	GRM1552C1H151JA01D	K22178240		4-	B	f3
C 1418	CERAMIC CAP.	0.001uF	50V	B	UP050B102K-A-B	K28179001	W/ CE LABEL	4-		
C 1419	CHIP CAP.	0.22uF	10V	B	GRM188B11A224KA01D	K22104801		5-9		
CD1001	CERAMIC DISC				JTBC450C7	H7901500		1-	B	g1
CF1001	CERAMIC FILTER				LTWC450F	H3900563		1-	B	g2
D 1001	DIODE				DA221 TL	G2070178		1-	A	E3
D 1002	DIODE				1SS400 TE61	G2070634		1-	B	c3
D 1003	DIODE				UDZS TE-17 9.1B	G2070868		1-	A	D3
D 1004	DIODE				1SS400 TE61	G2070634		1-	A	D3
D 1005	DIODE				1SS400 TE61	G2070634		1-	A	E3
D 1006	DIODE				UDZS TE-17 5.1B	G2070908		1-	A	D1
D 1006	DIODE				EDZ TE-61 5.1B	G2070998		10-	A	D1
D 1007	DIODE				DAN222 TL	G2070174		1-	B	f2
D 1008	DIODE				DA221 TL	G2070178		1-	B	f4
D 1009	DIODE				M1FM3-5063	G2070804		1-	A	E4
D 1009	DIODE				M1FM3-6063	G2071090		94-	A	E4
D 1010	DIODE				1SS400 TE61	G2070634		1-	A	D4
D 1011	DIODE				RB551V-30 TE-17	G2070892		1-	B	g4
D 1012	DIODE				HZU2.0BTRF	G2070844		1-	B	g3
D 1013	DIODE				HN2D01FU(TE85R.F)	G2070348		1-	A	C4
D 1014	LED				12-215UYOC/S530-A3/TR8	G2071012		1-	A	F4
D 1015	LED				12-215UYOC/S530-A3/TR8	G2071012		1-	A	F1
D 1016	LED				AA1111C-TR	G2070660		1-	A	A2
D 1017	LED				AA1111C-TR	G2070660		1-	A	B2
D 1018	LED				AA1111C-TR	G2070660		1-	A	A3
D 1019	LED				AA1111C-TR	G2070660		1-	A	B3
D 1020	DIODE				DA221 TL	G2070178		1-	B	e2
D 1021	DIODE				1SS400 TE61	G2070634		1-	B	e1
D 1022	DIODE				HVC350B-TRF-E	G2070596		1-	B	e1
D 1023	DIODE				HVC365 TRF-E	G2070902		1-	B	f2
D 1024	DIODE				RB751S-40TE61	G2070850		1-	B	g3
D 1025	DIODE				1SS400 TE61	G2070634		1-	B	f1
D 1026	DIODE				1SS400 TE61	G2070634		1-	B	d3
D 1027	DIODE				DAP222-TL	G2070432		1-	A	C3
D 1028	DIODE				DAN222 TL	G2070174		1-	A	C3
D 1029	DIODE				HN2D01FU(TE85R.F)	G2070348		1-	A	C3
D 1030	DIODE				HVC375B-TRF-E	G2070856		1-	B	d2
D 1031	DIODE				HVC350B-TRF-E	G2070596		1-	B	d2
D 1032	DIODE				HSC277TRF-E	G2070584		1-	B	d2
D 1033	DIODE				1SS400 TE61	G2070634		1-	B	e1
D 1034	DIODE				HSC277TRF-E	G2070584		1-	B	d2
D 1035	DIODE				HSC277TRF-E	G2070584		1-	B	d2
D 1036	DIODE				HVC365 TRF-E	G2070902		1-	B	d2
D 1037	DIODE				HVC365 TRF-E	G2070902		1-	B	d2

# MAIN Unit

## Parts List

REF	DESCRIPTION	VALUE	V/W	TOL.	MFR'S DESIG	VXSTD P/N	VERS.	LOT	SIDE	LAY ADR
D 1038	DIODE				1SS400 TE61	G2070634		1-	B	d1
D 1039	DIODE				1SS400 TE61	G2070634		1-	B	d1
D 1040	DIODE				HVC131TRF-E	G2070676		1-	B	d1
D 1041	DIODE				HVC131TRF-E	G2070676		1-	B	d1
D 1042	DIODE				DAN222 TL	G2070174		1-	B	d1
D 1043	DIODE				DAN222 TL	G2070174		1-	B	c1
D 1044	DIODE				RLS135 TE-11	G2070128		1-	A	E1
D 1045	DIODE				1SV271(TPH3.F)	G2070476		1-	B	b1
D 1046	DIODE				RB751S-40TE61	G2070850		1-	A	F1
D 1047	DIODE				RB751S-40TE61	G2070850		1-	A	G1
D 1048	DIODE				1SV271(TPH3.F)	G2070476		1-	B	b1
D 1050	DIODE				RLS135 TE-11	G2070128		1-	B	b2
D 1051	DIODE				RB751S-40TE61	G2070850		1-	A	F2
D 1052	DIODE				1SS400 TE61	G2070634		1-	A	C1
D 1053	DIODE				HVC131TRF-E	G2070676		1-	A	C1
D 1054	DIODE				HVC350B-TRF-E	G2070596		1-	B	e1
D 1055	DIODE				HVC350B-TRF-E	G2070596		1-	B	d1
D 1056	DIODE				HVC350B-TRF-E	G2070596		1-	B	d1
D 1057	DIODE				HVC131TRF-E	G2070676		1-	A	C1
D 1058	DIODE				1SS400 TE61	G2070634		1-	B	d1
D 1059	DIODE				1SS400 TE61	G2070634		1-	A	D1
D 1059	DIODE				HVC131TRF-E	G2070676		10-	A	D1
D 1060	DIODE				HSC277TRF-E	G2070584		1-	A	E1
D 1061	DIODE				1SS400 TE61	G2070634		1-	A	C2
D 1062	DIODE				1SS400 TE61	G2070634		1-	A	C2
D 1063	DIODE				HVC365 TRF-E	G2070902		1-	A	C2
D 1064	DIODE				HVC365 TRF-E	G2070902		1-	A	C2
D 1065	DIODE				HVC365 TRF-E	G2070902		1-	A	D2
D 1066	DIODE				HVC131TRF-E	G2070676		1-	B	b2
D 1067	DIODE				HVC131TRF-E	G2070676		1-	B	b2
D 1068	DIODE				RLS135 TE-11	G2070128		1-	B	b2
D 1069	DIODE				HN2D01FU(TE85R.F)	G2070348		1-	A	C4
D 1070	DIODE				1SS400 TE61	G2070634		1-	A	C4
D 1071	DIODE				1SV271(TPH3.F)	G2070476		1-	B	b1
D 1072	DIODE				EDZ TE-61 5.1B	G2070998		1-	A	D1
D 1073	DIODE				1SS400 TE61	G2070634		1-	A	D3
D 1074	DIODE				1SS400 TE61	G2070634		1-	B	a2
D 1075	DIODE				1SS400 TE61	G2070634		1-	A	C4
D 1076	DIODE				UDZS TE-17 5.1B	G2070908		1-	B	c4
D 1077	DIODE				1SS400 TE61	G2070634		1-	B	b2
D 1078	DIODE				UDZS TE-17 20B	G2071016		1-	A	F1
D 1079	SURGE ABSORBER				TVSF0805	Q9000807		1-	A	F1
D 1079	SURGE ABSORBER				1608SGX	Q9000891		83-	A	F1
D 1080	SURGE ABSORBER				TVSF0805	Q9000807		1-	A	G1
D 1080	SURGE ABSORBER				1608SGX	Q9000891		83-	A	G1
D 1082	DIODE				HSC277TRF-E	G2070584		1-	B	c1
DS1001	LCD				A15A013X	G6090160		1-	A	F2
HS1001	HEATSINK PLATE					RA0455500		1-	B	c1
J 1001	SHIELD FINGER				4025 3100089	S5000225		1-	A	E3
J 1002	SHIELD FINGER				4025 3100089	S5000225		1-	A	E2
J 1003	CONNECTOR				HSJ1594-010055	P1090896		1-	B	b4
J 1004	CONNECTOR				HEC3604-010120	P0091265		1-	B	c4
J 1005	CONNECTOR				AXK6F10335YP	P0091225		1-	B	d3
L 1001	M.RFC	1uH			LK1608 1R0K-T	L1690687		1-	B	b3
L 1002	M.RFC	100uH			LEM2520T101J	L1690635		1-	B	c3
L 1003	M.RFC	1uH			LK1608 1R0K-T	L1690687		1-	B	f3
L 1004	M.RFC	0.039uH			TFL0510-39N	L1690818		1-	B	e2
L 1005	M.RFC	0.39uH		2%	C1608CB-R39G-RF	L1691107		1-	B	f2
L 1006	M.RFC	0.39uH		2%	C1608CB-R39G-RF	L1691107		1-	B	e1
L 1007	M.RFC	0.39uH		2%	C1608CB-R39G-RF	L1691107		1-	B	f1
L 1008	M.RFC	1uH			LK1608 1R0K-T	L1690687		1-	B	d2
L 1009	COIL				E2 0.3-1.1-3T-R	L0022579		1-	B	d2
L 1010	M.RFC	0.0039uH		5%	C1608CB-3N9J-RF	L1691091		1-	B	d2
L 1011	M.RFC	0.022uH			TFL0510-22N	L1690815		1-	B	d2
L 1012	M.RFC	0.01uH		2%	C1608CB-10NG-RF	L1691032		1-	B	d2
L 1013	M.RFC	0.018uH		2%	C1608CB-18NG-RF	L1691035		1-	B	d2
L 1014	M.RFC	0.024uH		2%	C1608CB-24NG-RF	L1691281		1-	B	d2
L 1015	M.RFC	4.7uH			LK1608 4R7K-T	L1690688		1-	B	d2
L 1016	M.RFC	0.15uH			LK1608 R15K-T	L1690409		1-	B	d2
L 1017	M.RFC	0.047uH			TFL0816-47	L1690499		1-	B	d1
L 1018	M.RFC	0.015uH			TFL0816-15	L1690493		1-	B	d1
L 1019	M.RFC	0.033uH		2%	C1608CB-33NG-RF	L1691038		1-	B	c1
L 1020	M.RFC	0.01uH		2%	C1608CB-10NG-RF	L1691032		1-	B	c1

# MAIN Unit

## Parts List

REF	DESCRIPTION	VALUE	V/W	TOL.	MFR'S DESIG	VXSTD P/N	VERS.	LOT	SIDE	LAY ADR
L 1021	M.RFC	0.1uH		5%	C1608CB-R10J-RF	L1691063		1-	A	D1
L 1021	M.RFC	0.1uH		2%	C1608CB-R10G-RF	L1691045		3-	A	D1
L 1022	M.RFC	0.01uH		2%	C1608CB-10NG-RF	L1691032		1-	A	E1
L 1023	COIL				E2 0.3-0.9-3T-R	L0022389		1-	A	E1
L 1024	M.RFC	0.015uH		2%	C1608CB-15NG-RF	L1691034		1-	A	E1
L 1025	COIL				E2 0.25-1.85-8.5T-L	L0022576		1-	A	E1
L 1026	COIL	0.0054uH			AS050321-5R4NJ	L0022581		1-	A	E1
L 1027	M.RFC	4.7uH			LK1608 4R7K-T	L1690688		1-	A	F1
L 1028	COIL				E2 0.28-1.0-4.5T-R	L0022395		1-	A	E1
L 1029	COIL				E2 0.45-1.4-4T-L	L0022391		1-	B	b1
L 1030	COIL				E2 0.45-1.4-4T-L	L0022391		1-	B	b1
L 1031	COIL				E2 0.45-1.4-4T-L	L0022391		1-	B	b1
L 1032	COIL				E2 0.35-1.6-4T-L	L0022456		1-	B	a1
L 1033	COIL				E2 0.45-1.4-4T-L	L0022391		1-	B	a1
L 1034	COIL				E2 0.45-1.4-4T-L	L0022391		1-	B	b1
L 1035	COIL				E2 0.35-1.6-7T-L	L0022390		1-	B	b1
L 1036	M.RFC	4.7uH			LK1608 4R7K-T	L1690688		1-	B	b1
L 1037	COIL				E2 0.35-1.6-7T-L	L0022390		1-	B	b1
L 1038	COIL				E2 0.35-1.6-7T-L	L0022390		1-	B	a2
L 1039	COIL				E2 0.35-1.6-7T-L	L0022390		1-	B	a1
L 1040	M.RFC	0.0047uH			TFL0510-4N7	L1690807		1-3	A	C1
L 1040	M.RFC	0.0047uH			TFL0510-4N7	L1690807	W/ CE LABEL	4-	A	C1
L 1040	M.RFC	0.0047uH			TFL0510-4N7	L1690807	W/O CE LABEL	4-	A	C1
L 1041	M.RFC	0.0047uH			TFL0510-4N7	L1690807		1-	A	C2
L 1042	M.RFC	0.0047uH			TFL0510-4N7	L1690807		1-	A	D2
L 1043	M.RFC	0.0047uH			TFL0510-4N7	L1690807		1-	A	D2
L 1044	M.RFC	0.0047uH			TFL0510-4N7	L1690807		1-	A	E2
L 1045	M.RFC	0.0047uH			TFL0816-4N7	L1690487		1-	A	E2
L 1046	M.RFC	0.0047uH			TFL0510-4N7	L1690807		1-	A	F2
L 1047	M.RFC	0.01uH			TFL0510-10N	L1690811		1-	A	F2
L 1048	M.RFC	0.01uH			TFL0816-10	L1690491		1-	A	F1
L 1049	COIL				E2 0.28-1.0-4T-R	L0022365		1-	B	e1
L 1050	COIL				E2 0.28-1.0-4T-R	L0022365		1-	B	d1
L 1051	M.RFC	0.01uH		2%	C1608CB-10NG-RF	L1691032		1-	A	D1
L 1052	M.RFC	0.1uH			TFL0816-100N	L1690981		1-	A	D1
L 1053	M.RFC	0.015uH			TFL0510-15N	L1690813		1-	A	C1
L 1054	M.RFC	0.015uH			TFL0510-15N	L1690813		1-	A	C1
L 1054	M.RFC	0.039uH			TFL0510-39N	L1690818		10-	A	C1
L 1055	M.RFC	0.015uH			TFL0510-15N	L1690813		1-	A	D1
L 1055	M.RFC	0.082uH		2%	C1608CB-82NG-RF	L1691044		10-	A	D1
L 1056	M.RFC	0.033uH			TFL0510-33N	L1690817		1-	A	D1
L 1057	M.RFC	0.039uH		2%	C1608CB-39NG-RF	L1691039		1-	A	E1
L 1058	M.RFC	0.01uH		2%	C1608CB-10NG-RF	L1691032		1-	A	E1
L 1059	M.RFC	0.01uH		2%	C1608CB-10NG-RF	L1691032		1-	B	c1
L 1060	M.RFC	0.082uH		2%	C1608CB-82NG-RF	L1691044		1-	A	C2
L 1061	M.RFC	0.082uH		2%	C1608CB-82NG-RF	L1691044		1-	A	D2
L 1062	M.RFC	0.082uH		2%	C1608CB-82NG-RF	L1691044		1-	A	D2
L 1063	M.RFC	1uH			LK1608 1R0K-T	L1690687		1-	B	c2
L 1064	M.RFC	0.047uH			TFL0816-47	L1690499		1-	A	C2
L 1065	M.RFC	0.039uH			TFL0816-39	L1690498		1-	A	C2
L 1066	M.RFC	0.039uH			TFL0816-39	L1690498		1-	A	D2
L 1067	M.RFC	0.22uH		2%	C1608CB-R22G-RF	L1691103		1-	B	c2
L 1068	M.RFC	0.082uH		2%	C1608CB-82NG-RF	L1691044		1-	B	c2
L 1069	M.RFC	0.082uH		2%	C1608CB-82NG-RF	L1691044		1-	B	c2
L 1070	M.RFC	0.024uH		2%	C1608CB-24NG-RF	L1691281		1-	B	c2
L 1071	M.RFC	0.022uH			TFL0816-22	L1690495		1-	B	c2
L 1072	M.RFC	0.047uH		2%	C1608CB-47NG-RF	L1691040		1-	B	c2
L 1073	M.RFC	0.082uH		2%	C1608CB-82NG-RF	L1691044		1-	B	c2
L 1074	COIL				E2 0.28-1.0-10TR	L0022425		1-	B	b2
L 1075	COIL				E2 0.35-1.6-7T-L	L0022390		1-	B	b2
L 1076	M.RFC	1uH			LK1608 1R0K-T	L1690687		1-	A	C2
L 1077	M.RFC	1uH			LK1608 1R0K-T	L1690687		1-	A	C2
L 1078	M.RFC	1uH			LK1608 1R0K-T	L1690687		1-	A	G4
L 1079	M.RFC	1uH			LK1608 1R0K-T	L1690687		1-	B	d1
L 1080	M.RFC	1uH			LK1608 1R0K-T	L1690687		1-	B	b1
L 1081	M.RFC	0.039uH			TFL0510-39N	L1690818		10-	A	C1
L 1082	M.RFC	0.039uH			TFL0510-39N	L1690818		10-	A	C1
MC1001	MIC.ELEMENT				EM-10OPT	M3290029		1-	A	D1
Q 1001	IC				NJU7231F30-TE1	G1093512		1-	B	c3
Q 1002	TRANSISTOR				2SB1132 T100 Q	G3211327Q		1-	B	d3
Q 1003	TRANSISTOR				2SC4617 TL R	G3346178R		1-	B	c3
Q 1004	TRANSISTOR				2SC4617 TL R	G3346178R		1-	B	d3
Q 1005	TRANSISTOR				DTC144EE TL	G3070075		1-	B	f2

# MAIN Unit

## Parts List

REF	DESCRIPTION	VALUE	V/W	TOL.	MFR'S DESIG	VXSTD P/N	VERS.	LOT	SIDE	LAY ADR
Q 1006	TRANSISTOR				2SC4617 TL R	G3346178R		1-	B	d3
Q 1007	IC				NJM12902V-TE1	G1093592		1-	B	e3
Q 1008	IC				TDA7233D-TR	G1091112		1-	B	b2
Q 1009	TRANSISTOR				2SC4617 TL R	G3346178R		1-	B	c4
Q 1010	TRANSISTOR				DTC144EE TL	G3070075		1-	B	c4
Q 1011	TRANSISTOR				2SB1132 T100 Q	G3211327Q		1-	A	E3
Q 1012	TRANSISTOR				2SC4617 TL R	G3346178R		1-	B	c3
Q 1014	TRANSISTOR				DTC144EE TL	G3070075		1-	A	E3
Q 1015	TRANSISTOR				2SC4617 TL R	G3346178R		1-	A	E2
Q 1016	IC				S-80848CNNB-B89-T2	G1094012		1-	A	E3
Q 1017	TRANSISTOR				2SC4617 TL R	G3346178R		1-	A	E3
Q 1018	TRANSISTOR				DTA144EE TL	G3070074		1-	B	d3
Q 1019	IC				NJM12902V-TE1	G1093592		1-	B	e4
Q 1020	IC				NJM12902V-TE1	G1093592		1-	B	f4
Q 1021	TRANSISTOR				DTC144EE TL	G3070075		1-	B	e3
Q 1022	TRANSISTOR				DTC144EE TL	G3070075		1-	B	e4
Q 1023	TRANSISTOR				DTC144EE TL	G3070075		1-	B	e4
Q 1024	TRANSISTOR				DTC144EE TL	G3070075		1-	B	d4
Q 1025	TRANSISTOR				2SD1664 T100 Q	G3416647Q		1-	B	g3
Q 1026	TRANSISTOR				2SC4617 TL R	G3346178R		1-	B	d4
Q 1027	TRANSISTOR				DTA144EE TL	G3070074		1-	B	e3
Q 1028	TRANSISTOR				DTC144EE TL	G3070075		1-	B	e3
Q 1029	TRANSISTOR				DTC144EE TL	G3070075		1-	B	e3
Q 1030	IC				BU2090FS-E2	G1092187		1-	B	e3
Q 1031	IC				HD64F2266TF13V(FLASH)	G1093813		1-	A	F3
Q 1032	TRANSISTOR				DTA144EE TL	G3070074		1-	A	F3
Q 1033	TRANSISTOR				2SC4617 TL R	G3346178R		1-	B	b3
Q 1034	IC				AT24C256BN-SH-T	G1093837		1-	B	b3
Q 1035	TRANSISTOR				2SC4617 TL R	G3346178R		1-	B	a3
Q 1036	TRANSISTOR				2SB1132 T100 Q	G3211327Q		1-	B	a3
Q 1037	IC				MB15A01PFV1-G-BND-EFE1	G1092545		1-	B	e2
Q 1038	TRANSISTOR				2SA1774 TL R	G3117748R		1-	B	e2
Q 1039	TRANSISTOR				DTC144EE TL	G3070075		1-	B	e2
Q 1040	TRANSISTOR				2SC5006-T1	G3350068		1-	B	e1
Q 1041	TRANSISTOR				2SC4915-O(TE85L.F)	G3349158O		1-	B	f2
Q 1042	TRANSISTOR				DTC144EE TL	G3070075		1-	B	g1
Q 1043	TRANSISTOR				DTA144EE TL	G3070074		1-	B	g1
Q 1044	IC				TA31136FNG(EL)	G1091605		1-	B	g1
Q 1045	TRANSISTOR				2SC4617 TL R	G3346178R		1-	B	g2
Q 1046	TRANSISTOR				2SC4617 TL R	G3346178R		1-	B	g3
Q 1047	TRANSISTOR				2SC4617 TL R	G3346178R		1-	B	g3
Q 1048	TRANSISTOR				2SC4617 TL R	G3346178R		1-	B	f3
Q 1049	TRANSISTOR				2SC4915-O(TE85L.F)	G3349158O		1-	B	f1
Q 1050	TRANSISTOR				DTC144EE TL	G3070075		1-	B	d3
Q 1051	TRANSISTOR				2SA1774 TL R	G3117748R		1-	A	C3
Q 1052	TRANSISTOR				DTA144EE TL	G3070074		1-	A	C3
Q 1053	TRANSISTOR				2SC4617 TL R	G3346178R		1-	B	d3
Q 1054	IC				TA75S01F(TE85R.F)	G1091593		1-	B	a2
Q 1055	IC				BU2090FS-E2	G1092187		1-	A	D3
Q 1056	TRANSISTOR				2SA1774 TL R	G3117748R		1-	A	D3
Q 1057	TRANSISTOR				2SA1774 TL R	G3117748R		1-	A	C3
Q 1058	TRANSISTOR				UMA8N TR	G3070270		1-	A	D3
Q 1059	TRANSISTOR				2SA1774 TL R	G3117748R		1-	A	D3
Q 1060	TRANSISTOR				2SA1774 TL R	G3117748R		1-	A	D3
Q 1061	TRANSISTOR				DTA144EE TL	G3070074		1-	A	C3
Q 1062	TRANSISTOR				UMA8N TR	G3070270		1-	A	C3
Q 1063	TRANSISTOR				UMA8N TR	G3070270		1-	A	C3
Q 1064	TRANSISTOR				DTC144EE TL	G3070075		1-	A	D2
Q 1065	TRANSISTOR				2SC5006-T1	G3350068		1-	B	d2
Q 1066	TRANSISTOR				2SC5006-T1	G3350068		1-	B	d2
Q 1067	TRANSISTOR				2SC5006-T1	G3350068		1-	B	d2
Q 1068	TRANSISTOR				2SC5006-T1	G3350068		1-	B	d2
Q 1069	TRANSISTOR				2SC5006-T1	G3350068		1-	B	d1
Q 1070	TRANSISTOR				2SC5006-T1	G3350068		1-	B	d1
Q 1071	TRANSISTOR				2SC5006-T1	G3350068		1-	B	d1
Q 1072	TRANSISTOR				2SB1132 T100 Q	G3211327Q		1-	A	E2
Q 1073	TRANSISTOR				2SC4617 TL R	G3346178R		1-	A	D2
Q 1074	FET				2SK2596BXTL-E	G3825967		1-	B	c1
Q 1075	FET				RD07MVS1-T12	G3070320		1-	A	E1
Q 1076	TRANSISTOR				DTC144EE TL	G3070075		1-	A	F1
Q 1077	TRANSISTOR				2SC5006-T1	G3350068		1-	A	C2
Q 1078	TRANSISTOR				2SC5006-T1	G3350068		1-	A	D2
Q 1079	TRANSISTOR				2SC5277-D2-TL	G3352778B		1-	A	E2

# MAIN Unit

## Parts List

REF	DESCRIPTION	VALUE	V/W	TOL.	MFR'S DESIG	VXSTD P/N	VERS.	LOT	SIDE	LAY ADR
Q 1080	FET				3SK296ZQ-TL-E	G4802968		1-	B	e1
Q 1081	FET				3SK296ZQ-TL-E	G4802968		1-	A	D1
Q 1082	TRANSISTOR				2SC5006-T1	G3350068		1-	A	C1
Q 1083	FET				3SK296ZQ-TL-E	G4802968		1-	A	C2
Q 1084	TRANSISTOR				2SC5006-T1	G3350068		1-	A	C2
Q 1085	FET				3SK296ZQ-TL-E	G4802968		1-	B	c2
Q 1086	FET				3SK296ZQ-TL-E	G4802968		1-	B	c2
Q 1087	IC				NJU7007F3-TE1	G1093617		1-	A	E3
Q 1088	TRANSISTOR				2SC4617 TL R	G3346178R		1-	A	D1
Q 1089	TRANSISTOR				DTC144EE TL	G3070075		1-	A	D1
Q 1090	TRANSISTOR				DTC144EE TL	G3070075		1-	A	D3
Q 1091	TRANSISTOR				DTC144EE TL	G3070075		1-	B	a3
R 1001	CHIPRES.	4.7k	1/16W	5%	RMC1/16S 472JTH	J24189033		1-	B	c3
R 1002	CHIPRES.	1k	1/16W	5%	RMC1/16S 102JTH	J24189025		1-	B	c3
R 1003	CHIPRES.	3.3k	1/16W	0.5%	RR0510P-332-D	J24189131		1-	A	D3
R 1004	CHIPRES.	3.3k	1/16W	0.5%	RR0510P-332-D	J24189131		1-	B	d3
R 1005	CHIPRES.	10k	1/16W	0.5%	RR0510P-103-D	J24189143		1-	B	c3
R 1006	CHIPRES.	10k	1/16W	5%	RMC1/16S 103JTH	J24189037		1-	B	g2
R 1007	CHIPRES.	150k	1/16W	5%	RMC1/16S 154JTH	J24189051		1-	B	g3
R 1008	CHIPRES.	10k	1/16W	5%	RMC1/16S 103JTH	J24189037		1-	B	f2
R 1009	CHIPRES.	150k	1/16W	5%	RMC1/16S 154JTH	J24189051		1-	B	f2
R 1010	CHIPRES.	150k	1/16W	5%	RMC1/16S 154JTH	J24189051		1-	B	g3
R 1011	CHIPRES.	100k	1/16W	5%	RMC1/16S 104JTH	J24189049		1-	B	f2
R 1012	CHIPRES.	150k	1/16W	5%	RMC1/16S 154JTH	J24189051		1-	B	e3
R 1013	CHIPRES.	1M	1/16W	5%	RMC1/16S 105JTH	J24189061		1-	B	e3
R 1014	CHIPRES.	10k	1/16W	5%	RMC1/16S 103JTH	J24189037		1-	B	e3
R 1015	CHIPRES.	10k	1/16W	5%	RMC1/16S 103JTH	J24189037		1-	B	e3
R 1016	CHIPRES.	56k	1/16W	5%	RMC1/16S 563JTH	J24189046		1-	B	e3
R 1017	CHIPRES.	68k	1/16W	5%	RMC1/16S 683JTH	J24189047		1-	B	f3
R 1018	CHIPRES.	3.3k	1/16W	5%	RMC1/16S 332JTH	J24189031		1-	A	D4
R 1019	CHIPRES.	4.7k	1/16W	5%	RMC1/16S 472JTH	J24189033		1-	B	a3
R 1020	CHIPRES.	10k	1/16W	5%	RMC1/16S 103JTH	J24189037		1-	B	e3
R 1021	CHIPRES.	10	1/16W	5%	RMC1/16S 100JTH	J24189001		1-	B	b2
R 1023	CHIPRES.	1k	1/16W	5%	RMC1/16S 102JTH	J24189025		1-	B	c3
R 1024	CHIPRES.	47k	1/16W	5%	RMC1/16S 473JTH	J24189045		1-	B	c3
R 1025	CHIPRES.	1k	1/16W	5%	RMC1/16S 102JTH	J24189025		1-	B	c4
R 1026	CHIPRES.	470	1/16W	5%	RMC1/16S 471JTH	J24189021		1-	B	c3
R 1027	CHIPRES.	100	1/16W	5%	RMC1/16S 101JTH	J24189013		1-	A	C3
R 1028	CHIPRES.	220k	1/16W	5%	RMC1/16S 224JTH	J24189053		1-	B	c4
R 1029	CHIPRES.	10k	1/16W	5%	RMC1/16S 103JTH	J24189037		1-	A	E3
R 1030	CHIPRES.	100k	1/16W	5%	RMC1/16S 104JTH	J24189049		1-	A	E2
R 1031	CHIPRES.	22k	1/16W	5%	RMC1/16S 223JTH	J24189041		1-	A	F3
R 1032	CHIPRES.	470k	1/16W	5%	RMC1/16S 474JTH	J24189057		1-	A	E3
R 1033	CHIPRES.	470k	1/16W	5%	RMC1/16S 474JTH	J24189057		1-	A	E3
R 1034	CHIPRES.	22k	1/16W	5%	RMC1/16S 223JTH	J24189041		1-	A	E3
R 1035	CHIPRES.	33k	1/16W	5%	RMC1/16S 333JTH	J24189043		1-	A	D1
R 1036	CHIPRES.	56k	1/16W	5%	RMC1/16S 563JTH	J24189046		1-	A	D1
R 1037	CHIPRES.	470	1/16W	5%	RMC1/16S 471JTH	J24189021		1-	B	d3
R 1038	CHIPRES.	1k	1/16W	5%	RMC1/16S 102JTH	J24189025		1-	A	D4
R 1039	CHIPRES.	2.2k	1/16W	5%	RMC1/16S 222JTH	J24189029		1-	A	C3
R 1040	CHIPRES.	10k	1/16W	5%	RMC1/16S 103JTH	J24189037		1-	A	C4
R 1041	CHIPRES.	15k	1/16W	5%	RMC1/16S 153JTH	J24189039		1-	B	d4
R 1042	CHIPRES.	68k	1/16W	0.5%	RR0510R-683-D	J24189163		1-	A	C4
R 1043	CHIPRES.	33k	1/16W	5%	RMC1/16S 333JTH	J24189043		1-	B	e3
R 1044	CHIPRES.	2.2M	1/16W	5%	RMC1/16S 225JTH	J24189065		1-	B	d4
R 1045	CHIPRES.	2.2k	1/16W	5%	RMC1/16S 222JTH	J24189029		1-	B	d4
R 1046	CHIPRES.	4.7k	1/16W	5%	RMC1/16S 472JTH	J24189033		1-	B	d4
R 1047	CHIPRES.	4.7k	1/16W	5%	RMC1/16S 472JTH	J24189033		1-	B	a3
R 1048	CHIPRES.	10k	1/16W	0.5%	RR0510P-103-D	J24189143		1-	B	e4
R 1049	CHIPRES.	22k	1/16W	5%	RMC1/16S 223JTH	J24189041		1-	B	e4
R 1050	CHIPRES.	820k	1/16W	5%	RMC1/16S 824JTH	J24189060		1-	A	D3
R 1051	CHIPRES.	150k	1/16W	5%	RMC1/16S 154JTH	J24189051		1-	B	f3
R 1052	CHIPRES.	470k	1/16W	5%	RMC1/16S 474JTH	J24189057		1-	B	f2
R 1053	CHIPRES.	150k	1/16W	5%	RMC1/16S 154JTH	J24189051		1-	B	f3
R 1054	CHIPRES.	22k	1/16W	5%	RMC1/16S 223JTH	J24189041		1-	B	f3
R 1054	CHIPRES.	33k	1/16W	5%	RMC1/16S 333JTH	J24189043		4-	B	f3
R 1055	CHIPRES.	1k	1/16W	5%	RMC1/16S 102JTH	J24189025		1-2		
R 1055	CHIPRES.	1k	1/16W	5%	RMC1/16S 102JTH	J24189025	AUSTRALIA	3		
R 1055	CHIPRES.	1k	1/16W	5%	RMC1/16S 102JTH	J24189025	EUROPE	3		
R 1055	CHIPRES.	1k	1/16W	5%	RMC1/16S 102JTH	J24189025	EXPORT	3		
R 1055	CHIPRES.	1k	1/16W	5%	RMC1/16S 102JTH	J24189025	USA	3		
R 1056	CHIPRES.	470k	1/16W	5%	RMC1/16S 474JTH	J24189057		1-3		
R 1057	CHIPRES.	47k	1/16W	5%	RMC1/16S 473JTH	J24189045		1-	B	f3

# MAIN Unit

## Parts List

REF	DESCRIPTION	VALUE	V/W	TOL.	MFR'S DESIG	VXSTD P/N	VERS.	LOT	SIDE	LAY ADR
R 1057	CHIPRES.	100k	1/16W	5%	RMC1/16S 104JTH	J24189049		4-	B	f3
R 1058	CHIPRES.	47k	1/16W	5%	RMC1/16S 473JTH	J24189045		1-	B	f3
R 1059	CHIPRES.	47k	1/16W	5%	RMC1/16S 473JTH	J24189045		1-	B	e3
R 1060	CHIPRES.	10k	1/16W	5%	RMC1/16S 103JTH	J24189037		1-	B	f3
R 1061	CHIPRES.	39k	1/16W	5%	RMC1/16S 393JTH	J24189044		1-	B	f3
R 1062	CHIPRES.	33k	1/16W	5%	RMC1/16S 333JTH	J24189043		1-	B	f2
R 1063	CHIPRES.	68k	1/16W	5%	RMC1/16S 683JTH	J24189047		1-	B	e3
R 1064	CHIPRES.	390k	1/16W	5%	RMC1/16S 394JTH	J24189056		1-	B	e3
R 1065	CHIPRES.	390k	1/16W	5%	RMC1/16S 394JTH	J24189056		1-	B	e3
R 1066	CHIPRES.	47k	1/16W	5%	RMC1/16S 473JTH	J24189045		1-	B	f4
R 1067	CHIPRES.	390k	1/16W	5%	RMC1/16S 394JTH	J24189056		1-	B	f4
R 1068	CHIPRES.	390k	1/16W	5%	RMC1/16S 394JTH	J24189056		1-	B	f4
R 1069	CHIPRES.	10k	1/16W	5%	RMC1/16S 103JTH	J24189037		1-	B	f4
R 1070	CHIPRES.	120k	1/16W	5%	RMC1/16S 124JTH	J24189050		1-	B	f4
R 1071	CHIPRES.	10k	1/16W	5%	RMC1/16S 103JTH	J24189037		1-	B	f4
R 1072	CHIPRES.	39k	1/16W	5%	RMC1/16S 393JTH	J24189044		1-	B	f3
R 1073	CHIPRES.	1k	1/16W	5%	RMC1/16S 102JTH	J24189025		1-	B	g3
R 1074	CHIPRES.	6.8	1/2W	5%	RMC1/26R8JCTP	J24275689		1-	B	g3
R 1075	CHIPRES.	470k	1/16W	5%	RMC1/16S 474JTH	J24189057		1-	B	g3
R 1076	CHIPRES.	100k	1/16W	5%	RMC1/16S 104JTH	J24189049		1-	B	d4
R 1077	CHIPRES.	10k	1/16W	0.5%	RR0510P-103-D	J24189143		1-	A	C4
R 1078	CHIPRES.	100k	1/16W	0.5%	RR0510R-104-D	J24189167		1-	A	C4
R 1079	CHIPRES.	2.2M	1/16W	5%	RMC1/16S 225JTH	J24189065		1-	B	e4
R 1080	CHIPRES.	4.7k	1/16W	5%	RMC1/16S 472JTH	J24189033		1-	B	e4
R 1081	CHIPRES.	2.2k	1/16W	5%	RMC1/16S 222JTH	J24189029		1-	B	e4
R 1082	CHIPRES.	15k	1/16W	5%	RMC1/16S 153JTH	J24189039		1-	B	e4
R 1083	CHIPRES.	68k	1/16W	5%	RMC1/16S 683JTH	J24189047		1-	B	e4
R 1084	CHIPRES.	220k	1/16W	5%	RMC1/16S 224JTH	J24189053		1-	B	e3
R 1085	CHIPRES.	220k	1/16W	5%	RMC1/16S 224JTH	J24189053		1-	B	e3
R 1086	CHIPRES.	330k	1/16W	5%	RMC1/16S 334JTH	J24189055		1-	B	e3
R 1087	CHIPRES.	22k	1/16W	5%	RMC1/16S 223JTH	J24189041		1-	B	e3
R 1088	CHIPRES.	68k	1/16W	5%	RMC1/16S 683JTH	J24189047		1-	B	e3
R 1089	CHIPRES.	220k	1/16W	5%	RMC1/16S 224JTH	J24189053		1-	B	d3
R 1090	CHIPRES.	150k	1/16W	5%	RMC1/16S 154JTH	J24189051		1-	B	d3
R 1091	CHIPRES.	150k	1/16W	5%	RMC1/16S 154JTH	J24189051		1-	B	d3
R 1092	CHIPRES.	47k	1/16W	5%	RMC1/16S 473JTH	J24189045		1-3	B	d3
R 1092	CHIPRES.	56k	1/16W	5%	RMC1/16S 563JTH	J24189046	AUSTRALIA	4-	B	d3
R 1092	CHIPRES.	56k	1/16W	5%	RMC1/16S 563JTH	J24189046	EUROPE	4-	B	d3
R 1092	CHIPRES.	56k	1/16W	5%	RMC1/16S 563JTH	J24189046	EXPORT	4-	B	d3
R 1092	CHIPRES.	47k	1/16W	5%	RMC1/16S 473JTH	J24189045	USA	4-	B	d3
R 1093	CHIPRES.	22k	1/16W	5%	RMC1/16S 223JTH	J24189041		1-	B	d3
R 1094	CHIPRES.	1k	1/16W	5%	RMC1/16S 102JTH	J24189025		1-	B	g3
R 1095	CHIPRES.	47k	1/16W	5%	RMC1/16S 473JTH	J24189045		1-	A	C4
R 1096	CHIPRES.	22k	1/16W	5%	RMC1/16S 223JTH	J24189041		1-	B	d3
R 1097	CHIPRES.	100	1/16W	5%	RMC1/16S 101JTH	J24189013		1-	B	b2
R 1098	CHIPRES.	10k	1/16W	0.5%	RR0510P-103-D	J24189143		1-	A	F2
R 1099	CHIPRES.	10k	1/16W	0.5%	RR0510P-103-D	J24189143		1-	A	F2
R 1100	CHIPRES.	100k	1/16W	5%	RMC1/16S 104JTH	J24189049		1-	A	E2
R 1101	CHIPRES.	1k	1/16W	5%	RMC1/16S 102JTH	J24189025		1-	B	b2
R 1102	CHIPRES.	1k	1/16W	5%	RMC1/16S 102JTH	J24189025		1-	A	E2
R 1103	CHIPRES.	1k	1/16W	5%	RMC1/16S 102JTH	J24189025		1-	A	F2
R 1104	CHIPRES.	1k	1/16W	5%	RMC1/16S 102JTH	J24189025		1-	A	E2
R 1105	CHIPRES.	1k	1/16W	5%	RMC1/16S 102JTH	J24189025		1-	A	E2
R 1106	CHIPRES.	1k	1/16W	5%	RMC1/16S 102JTH	J24189025		1-	A	E2
R 1107	CHIPRES.	1k	1/16W	5%	RMC1/16S 102JTH	J24189025		1-	A	E2
R 1108	CHIPRES.	1k	1/16W	5%	RMC1/16S 102JTH	J24189025		1-	A	E2
R 1109	CHIPRES.	1k	1/16W	5%	RMC1/16S 102JTH	J24189025		1-	B	b3
R 1110	CHIPRES.	100k	1/16W	5%	RMC1/16S 104JTH	J24189049		1-	A	E2
R 1111	CHIPRES.	1k	1/16W	5%	RMC1/16S 102JTH	J24189025		1-	A	F2
R 1112	CHIPRES.	10k	1/16W	5%	RMC1/16S 103JTH	J24189037		1-	A	E2
R 1113	CHIPRES.	1k	1/16W	5%	RMC1/16S 102JTH	J24189025		1-	A	E3
R 1114	CHIPRES.	1k	1/16W	5%	RMC1/16S 102JTH	J24189025		1-	A	E3
R 1115	CHIPRES.	1k	1/16W	5%	RMC1/16S 102JTH	J24189025		1-	A	E3
R 1116	CHIPRES.	1k	1/16W	5%	RMC1/16S 102JTH	J24189025		1-	A	E2
R 1117	CHIPRES.	390k	1/16W	5%	RMC1/16S 394JTH	J24189056		1-	B	b2
R 1118	CHIPRES.	220k	1/16W	5%	RMC1/16S 224JTH	J24189053		1-	B	d3
R 1119	CHIPRES.	470k	1/16W	5%	RMC1/16S 474JTH	J24189057		1-	B	e3
R 1120	CHIPRES.	1M	1/16W	5%	RMC1/16S 105JTH	J24189061		1-	B	b3
R 1121	CHIPRES.	1M	1/16W	5%	RMC1/16S 105JTH	J24189061		1-	B	b3
R 1122	CHIPRES.	330k	1/16W	5%	RMC1/16S 334JTH	J24189055		1-	A	E3
R 1123	CHIPRES.	330k	1/16W	5%	RMC1/16S 334JTH	J24189055		1-	A	E3
R 1124	CHIPRES.	68k	1/16W	5%	RMC1/16S 683JTH	J24189047		1-	B	d3
R 1125	CHIPRES.	1.5M	1/16W	5%	RMC1/16S 155JTH	J24189063		1-	B	d3



# MAIN Unit

## Parts List

REF	DESCRIPTION	VALUE	V/W	TOL.	MFR'S DESIG	VXSTD P/N	VERS.	LOT	SIDE	LAY ADR
R 1126	CHIPRES.	820k	1/16W	5%	RMC1/16S 824JTH	J24189060		1-	B	d3
R 1127	CHIPRES.	390k	1/16W	5%	RMC1/16S 394JTH	J24189056		1-	B	d3
R 1128	CHIPRES.	100k	1/16W	0.5%	RR0510R-104-D	J24189167		1-	B	d3
R 1129	CHIPRES.	100k	1/16W	0.5%	RR0510R-104-D	J24189167		1-	B	d3
R 1130	CHIPRES.	100k	1/16W	0.5%	RR0510R-104-D	J24189167		1-	B	d3
R 1131	CHIPRES.	100k	1/16W	0.5%	RR0510R-104-D	J24189167		1-	B	d3
R 1132	CHIPRES.	100k	1/16W	0.5%	RR0510R-104-D	J24189167		1-	B	d3
R 1133	CHIPRES.	100k	1/16W	5%	RMC1/16S 104JTH	J24189049		1-	B	d3
R 1134	CHIPRES.	1.8k	1/16W	5%	RMC1/16S 182JTH	J24189028		4-	B	e3
R 1135	CHIPRES.	2.7k	1/16W	5%	RMC1/16S 272JTH	J24189030		4-	B	e3
R 1136	CHIPRES.	470k	1/16W	5%	RMC1/16S 474JTH	J24189057		1-	A	C4
R 1137	CHIPRES.	100k	1/16W	5%	RMC1/16S 104JTH	J24189049		1-	A	C4
R 1138	CHIPRES.	47k	1/16W	5%	RMC1/16S 473JTH	J24189045		1-	B	f2
R 1139	CHIPRES.	47k	1/16W	5%	RMC1/16S 473JTH	J24189045		1-	B	f2
R 1140	CHIPRES.	47k	1/16W	5%	RMC1/16S 473JTH	J24189045		1-	B	f2
R 1141	CHIPRES.	47k	1/16W	5%	RMC1/16S 473JTH	J24189045		1-	B	f2
R 1142	CHIPRES.	33k	1/16W	5%	RMC1/16S 333JTH	J24189043		1-	B	b3
R 1143	CHIPRES.	100	1/16W	5%	RMC1/16S 101JTH	J24189013		1-	A	F2
R 1144	CHIPRES.	100	1/16W	5%	RMC1/16S 101JTH	J24189013		1-	A	F2
R 1145	CHIPRES.	100	1/16W	5%	RMC1/16S 101JTH	J24189013		1-	A	F2
R 1146	CHIPRES.	100	1/16W	5%	RMC1/16S 101JTH	J24189013		1-	A	F2
R 1147	CHIPRES.	68k	1/16W	5%	RMC1/16S 683JTH	J24189047		1-	A	F2
R 1148	CHIPRES.	1k	1/16W	5%	RMC1/16S 102JTH	J24189025		1-	A	F3
R 1149	CHIPRES.	1k	1/16W	5%	RMC1/16S 102JTH	J24189025		1-	A	E3
R 1150	CHIPRES.	1k	1/16W	5%	RMC1/16S 102JTH	J24189025		1-	B	b3
R 1151	CHIPRES.	1k	1/16W	5%	RMC1/16S 102JTH	J24189025		1-	A	E3
R 1152	CHIPRES.	1k	1/16W	5%	RMC1/16S 102JTH	J24189025		1-	A	E3
R 1153	CHIPRES.	1k	1/16W	5%	RMC1/16S 102JTH	J24189025		1-	A	F3
R 1154	CHIPRES.	470	1/16W	5%	RMC1/16S 471JTH	J24189021		1-	A	F3
R 1155	CHIPRES.	330	1/16W	5%	RMC1/16S 331JTH	J24189019		1-	A	F3
R 1156	CHIPRES.	4.7k	1/16W	5%	RMC1/16S 472JTH	J24189033		1-	A	F3
R 1157	CHIPRES.	1k	1/16W	5%	RMC1/16S 102JTH	J24189025		1-	A	E3
R 1158	CHIPRES.	1k	1/16W	5%	RMC1/16S 102JTH	J24189025		1-	A	F3
R 1159	CHIPRES.	1k	1/16W	5%	RMC1/16S 102JTH	J24189025		1-	A	F3
R 1160	CHIPRES.	100	1/16W	5%	RMC1/16S 101JTH	J24189013		1-	A	F3
R 1161	CHIPRES.	100	1/16W	5%	RMC1/16S 101JTH	J24189013		1-	A	F3
R 1162	CHIPRES.	1k	1/16W	5%	RMC1/16S 102JTH	J24189025		1-	A	D3
R 1163	CHIPRES.	100	1/16W	5%	RMC1/16S 101JTH	J24189013		1-	A	F3
R 1164	CHIPRES.	0	1/16W	5%	RMC1/16S JPTH	J24189070	VER.A2 DST:USA	1-	A	C4
R 1164	CHIPRES.	0	1/16W	5%	RMC1/16S JPTH	J24189070	VERSION A1	2-	A	C4
R 1164	CHIPRES.	0	1/16W	5%	RMC1/16S JPTH	J24189070	VERSION A2	2-	A	C4
R 1164	CHIPRES.	0	1/16W	5%	RMC1/16S JPTH	J24189070	VERSION A3	2-	A	C4
R 1164	CHIPRES.	0	1/16W	5%	RMC1/16S JPTH	J24189070	VERSION C1	2-	A	C4
R 1164	CHIPRES.	0	1/16W	5%	RMC1/16S JPTH	J24189070	VERSION C2	2-	A	C4
R 1164	CHIPRES.	0	1/16W	5%	RMC1/16S JPTH	J24189070	VERSION C3	2-	A	C4
R 1164	CHIPRES.	0	1/16W	5%	RMC1/16S JPTH	J24189070	VERSION D1	2-	A	C4
R 1165	CHIPRES.	0	1/16W	5%	RMC1/16S JPTH	J24189070	VER.A2 DST:USA	1-	A	C4
R 1165	CHIPRES.	0	1/16W	5%	RMC1/16S JPTH	J24189070	VERSION A1	2-	A	C4
R 1165	CHIPRES.	0	1/16W	5%	RMC1/16S JPTH	J24189070	VERSION A2	2-	A	C4
R 1165	CHIPRES.	0	1/16W	5%	RMC1/16S JPTH	J24189070	VERSION A3	2-	A	C4
R 1165	CHIPRES.	0	1/16W	5%	RMC1/16S JPTH	J24189070	VERSION B1	2-	A	C4
R 1165	CHIPRES.	0	1/16W	5%	RMC1/16S JPTH	J24189070	VERSION B2	2-	A	C4
R 1165	CHIPRES.	0	1/16W	5%	RMC1/16S JPTH	J24189070	VERSION B3	2-	A	C4
R 1166	CHIPRES.	0	1/16W	5%	RMC1/16S JPTH	J24189070	VERSION A1	2-	A	C4
R 1166	CHIPRES.	0	1/16W	5%	RMC1/16S JPTH	J24189070	VERSION A2	2-	A	C4
R 1166	CHIPRES.	0	1/16W	5%	RMC1/16S JPTH	J24189070	VERSION B1	2-	A	C4
R 1166	CHIPRES.	0	1/16W	5%	RMC1/16S JPTH	J24189070	VERSION B2	2-	A	C4
R 1166	CHIPRES.	0	1/16W	5%	RMC1/16S JPTH	J24189070	VERSION C1	2-	A	C4
R 1166	CHIPRES.	0	1/16W	5%	RMC1/16S JPTH	J24189070	VERSION C2	2-	A	C4
R 1167	CHIPRES.	0	1/16W	5%	RMC1/16S JPTH	J24189070	VER.A2 DST:USA	1-	B	d4
R 1167	CHIPRES.	0	1/16W	5%	RMC1/16S JPTH	J24189070	VERSION A1	2-	B	d4
R 1167	CHIPRES.	0	1/16W	5%	RMC1/16S JPTH	J24189070	VERSION B1	2-	B	d4
R 1167	CHIPRES.	0	1/16W	5%	RMC1/16S JPTH	J24189070	VERSION C1	2-	B	d4
R 1167	CHIPRES.	0	1/16W	5%	RMC1/16S JPTH	J24189070	VERSION D1	2-	B	d4
R 1167	CHIPRES.	0	1/16W	5%	RMC1/16S JPTH	J24189070	VERSION D2	2-	B	d4
R 1168	CHIPRES.	47k	1/16W	5%	RMC1/16S 473JTH	J24189045		1-	B	b3
R 1169	CHIPRES.	47k	1/16W	5%	RMC1/16S 473JTH	J24189045		1-	A	D4
R 1170	CHIPRES.	47k	1/16W	5%	RMC1/16S 473JTH	J24189045		1-	A	D4
R 1171	CHIPRES.	22k	1/16W	5%	RMC1/16S 223JTH	J24189041		1-	B	b3
R 1172	CHIPRES.	100k	1/16W	5%	RMC1/16S 104JTH	J24189049		1-	A	F3
R 1173	CHIPRES.	100k	1/16W	5%	RMC1/16S 104JTH	J24189049		1-	B	a3
R 1174	CHIPRES.	100k	1/16W	5%	RMC1/16S 104JTH	J24189049		1-	B	a3
R 1175	CHIPRES.	1M	1/16W	5%	RMC1/16S 105JTH	J24189061		1-	B	b3

# MAIN Unit

## Parts List

REF	DESCRIPTION	VALUE	V/W	TOL.	MFR'S DESIG	VXSTD P/N	VERS.	LOT	SIDE	LAY ADR
R 1176	CHIPRES.	100	1/16W	5%	RMC1/16S 101JTH	J24189013		1-	A	F3
R 1177	CHIPRES.	100	1/16W	5%	RMC1/16S 101JTH	J24189013		1-	A	F3
R 1178	CHIPRES.	1k	1/16W	5%	RMC1/16S 102JTH	J24189025		1-	A	F3
R 1179	CHIPRES.	1k	1/16W	5%	RMC1/16S 102JTH	J24189025		1-	A	F3
R 1180	CHIPRES.	1k	1/16W	5%	RMC1/16S 102JTH	J24189025		1-	A	F3
R 1181	CHIPRES.	100k	1/16W	5%	RMC1/16S 104JTH	J24189049		1-	A	D3
R 1182	CHIPRES.	47k	1/16W	5%	RMC1/16S 473JTH	J24189045		1-	B	b3
R 1183	CHIPRES.	100k	1/16W	0.5%	RR0510R-104-D	J24189167		1-	A	F2
R 1184	CHIPRES.	100k	1/16W	0.5%	RR0510R-104-D	J24189167		1-	A	F2
R 1185	CHIPRES.	100k	1/16W	0.5%	RR0510R-104-D	J24189167		1-	A	G2
R 1186	CHIPRES.	100k	1/16W	0.5%	RR0510R-104-D	J24189167		1-	A	G2
R 1187	CHIPRES.	1k	1/16W	5%	RMC1/16S 102JTH	J24189025		1-	A	G3
R 1188	CHIPRES.	560	1/16W	5%	RMC1/16S 561JTH	J24189022		1-	B	a3
R 1189	CHIPRES.	470	1/16W	5%	RMC1/16S 471JTH	J24189021		1-	B	a3
R 1190	CHIPRES.	22	1/16W	5%	RMC1/16S 220JTH	J24189005		1-	B	g3
R 1191	CHIPRES.	22	1/16W	5%	RMC1/16S 220JTH	J24189005		1-	B	f3
R 1192	CHIPRES.	150	1/16W	5%	RMC1/16S 151JTH	J24189015		1-	A	F1
R 1193	CHIPRES.	22	1/16W	5%	RMC1/16S 220JTH	J24189005		1-	B	a3
R 1194	CHIPRES.	1k	1/16W	5%	RMC1/16S 102JTH	J24189025		1-	B	b3
R 1195	CHIPRES.	18k	1/16W	0.5%	RR0510R-183-D	J24189149		1-	B	a3
R 1197	CHIPRES.	22	1/16W	5%	RMC1/16S 220JTH	J24189005		1-	B	e1
R 1198	CHIPRES.	100	1/16W	5%	RMC1/16S 101JTH	J24189013		1-	B	e2
R 1199	CHIPRES.	47k	1/16W	5%	RMC1/16S 473JTH	J24189045		1-	B	e2
R 1200	CHIPRES.	47k	1/16W	5%	RMC1/16S 473JTH	J24189045		1-	B	e2
R 1201	CHIPRES.	47k	1/16W	5%	RMC1/16S 473JTH	J24189045		1-	B	e2
R 1202	CHIPRES.	22k	1/16W	5%	RMC1/16S 223JTH	J24189041		1-	B	e2
R 1203	CHIPRES.	100k	1/16W	5%	RMC1/16S 104JTH	J24189049		1-	B	e2
R 1204	CHIPRES.	220k	1/16W	5%	RMC1/16S 224JTH	J24189053		1-	B	e2
R 1205	CHIPRES.	100	1/16W	5%	RMC1/16S 101JTH	J24189013		1-	B	e1
R 1206	CHIPRES.	330k	1/16W	5%	RMC1/16S 334JTH	J24189055		1-	B	a2
R 1207	CHIPRES.	820k	1/16W	5%	RMC1/16S 824JTH	J24189060		1-	B	e2
R 1208	CHIPRES.	100k	1/16W	5%	RMC1/16S 104JTH	J24189049		1-	B	e1
R 1209	CHIPRES.	47	1/16W	5%	RMC1/16S 470JTH	J24189009		1-	B	e1
R 1210	CHIPRES.	10k	1/16W	5%	RMC1/16S 103JTH	J24189037		1-	B	e1
R 1211	CHIPRES.	100	1/16W	5%	RMC1/16S 101JTH	J24189013		1-	B	e2
R 1212	CHIPRES.	680	1/16W	5%	RMC1/16S 681JTH	J24189023		1-	B	f2
R 1213	CHIPRES.	470	1/16W	5%	RMC1/16S 471JTH	J24189021		1-	B	f2
R 1214	CHIPRES.	330	1/16W	5%	RMC1/16S 331JTH	J24189019		1-	B	e2
R 1215	CHIPRES.	2.2k	1/16W	5%	RMC1/16S 222JTH	J24189029		1-	B	e2
R 1216	CHIPRES.	2.2k	1/16W	5%	RMC1/16S 222JTH	J24189029		1-	B	e3
R 1217	CHIPRES.	68k	1/16W	5%	RMC1/16S 683JTH	J24189047		1-	B	e1
R 1218	CHIPRES.	820k	1/16W	5%	RMC1/16S 824JTH	J24189060		1-	B	f1
R 1219	CHIPRES.	470k	1/16W	5%	RMC1/16S 474JTH	J24189057		1-	B	e1
R 1220	CHIPRES.	47k	1/16W	5%	RMC1/16S 473JTH	J24189045		1-	B	e1
R 1221	CHIPRES.	330k	1/16W	5%	RMC1/16S 334JTH	J24189055		1-	B	e1
R 1222	CHIPRES.	330k	1/16W	5%	RMC1/16S 334JTH	J24189055		1-	B	f1
R 1223	CHIPRES.	100k	1/16W	5%	RMC1/16S 104JTH	J24189049		1-	B	f2
R 1224	CHIPRES.	100k	1/16W	5%	RMC1/16S 104JTH	J24189049		1-	B	f2
R 1225	CHIPRES.	100k	1/16W	5%	RMC1/16S 104JTH	J24189049		1-	B	f2
R 1226	CHIPRES.	3.3k	1/16W	5%	RMC1/16S 332JTH	J24189031		1-	B	f2
R 1227	CHIPRES.	220k	1/16W	5%	RMC1/16S 224JTH	J24189053		1-	B	f2
R 1228	CHIPRES.	1M	1/16W	5%	RMC1/16S 105JTH	J24189061		1-	B	f2
R 1229	CHIPRES.	1k	1/16W	5%	RMC1/16S 102JTH	J24189025		1-	B	f2
R 1230	CHIPRES.	2.2k	1/16W	5%	RMC1/16S 222JTH	J24189029		1-	B	g2
R 1231	CHIPRES.	2.2k	1/16W	5%	RMC1/16S 222JTH	J24189029		1-	B	g1
R 1232	CHIPRES.	4.7k	1/16W	5%	RMC1/16S 472JTH	J24189033		1-	B	g1
R 1233	CHIPRES.	150k	1/16W	5%	RMC1/16S 154JTH	J24189051		1-	B	g2
R 1234	CHIPRES.	220	1/16W	5%	RMC1/16S 221JTH	J24189017		1-	B	f2
R 1235	CHIPRES.	4.7k	1/16W	5%	RMC1/16S 472JTH	J24189033		1-	B	g2
R 1236	CHIPRES.	1M	1/16W	5%	RMC1/16S 105JTH	J24189061		1-	B	g2
R 1237	CHIPRES.	4.7k	1/16W	5%	RMC1/16S 472JTH	J24189033		1-	B	g2
R 1238	CHIPRES.	1k	1/16W	5%	RMC1/16S 102JTH	J24189025		1-	B	g3
R 1239	CHIPRES.	1k	1/16W	5%	RMC1/16S 102JTH	J24189025		1-	B	g3
R 1240	CHIPRES.	1M	1/16W	5%	RMC1/16S 105JTH	J24189061		1-	B	g3
R 1241	CHIPRES.	220	1/16W	5%	RMC1/16S 221JTH	J24189017		1-	B	g3
R 1242	CHIPRES.	4.7k	1/16W	5%	RMC1/16S 472JTH	J24189033		1-	B	g3
R 1243	CHIPRES.	330k	1/16W	5%	RMC1/16S 334JTH	J24189055		1-	B	g3
R 1244	CHIPRES.	100	1/16W	5%	RMC1/16S 101JTH	J24189013		1-	B	g3
R 1245	CHIPRES.	220k	1/16W	5%	RMC1/16S 224JTH	J24189053		1-	B	g3
R 1246	CHIPRES.	47k	1/16W	5%	RMC1/16S 473JTH	J24189045		1-	B	g3
R 1247	CHIPRES.	1k	1/16W	5%	RMC1/16S 102JTH	J24189025		1-	B	g3
R 1248	CHIPRES.	47k	1/16W	5%	RMC1/16S 473JTH	J24189045		1-	B	g3
R 1249	CHIPRES.	47k	1/16W	5%	RMC1/16S 473JTH	J24189045		1-	B	f3

# MAIN Unit

## Parts List

REF	DESCRIPTION	VALUE	V/W	TOL.	MFR'S DESIG	VXSTD P/N	VERS.	LOT	SIDE	LAY ADR
R 1250	CHIPRES.	100	1/16W	5%	RMC1/16S 101JTH	J24189013		1-	B	e1
R 1251	CHIPRES.	2.2k	1/16W	5%	RMC1/16S 222JTH	J24189029		1-	B	e1
R 1252	CHIPRES.	100	1/16W	5%	RMC1/16S 101JTH	J24189013		1-	B	e1
R 1253	CHIPRES.	1k	1/16W	5%	RMC1/16S 102JTH	J24189025		1-	B	g1
R 1254	CHIPRES.	3.3k	1/16W	5%	RMC1/16S 332JTH	J24189031		1-	B	g1
R 1255	CHIPRES.	3.3k	1/16W	5%	RMC1/16S 332JTH	J24189031		1-	B	g1
R 1256	CHIPRES.	22k	1/16W	5%	RMC1/16S 223JTH	J24189041		1-	B	g1
R 1257	CHIPRES.	47	1/16W	5%	RMC1/16S 470JTH	J24189009		1-	B	g1
R 1258	CHIPRES.	100	1/16W	5%	RMC1/16S 101JTH	J24189013		1-	B	f1
R 1259	CHIPRES.	470	1/16W	5%	RMC1/16S 471JTH	J24189021		1-	B	f1
R 1260	CHIPRES.	100	1/16W	5%	RMC1/16S 101JTH	J24189013		1-	B	f1
R 1261	CHIPRES.	560	1/16W	5%	RMC1/16S 561JTH	J24189022		1-	B	f1
R 1262	CHIPRES.	330k	1/16W	5%	RMC1/16S 334JTH	J24189055		1-	B	f1
R 1263	CHIPRES.	47k	1/16W	5%	RMC1/16S 473JTH	J24189045		1-	B	g3
R 1264	CHIPRES.	1k	1/16W	5%	RMC1/16S 102JTH	J24189025		1-	B	a2
R 1265	CHIPRES.	47	1/16W	5%	RMC1/16S 470JTH	J24189009		1-	A	D1
R 1266	CHIPRES.	10k	1/16W	5%	RMC1/16S 103JTH	J24189037		1-	A	C3
R 1267	CHIPRES.	47k	1/16W	5%	RMC1/16S 473JTH	J24189045		1-	A	D3
R 1268	CHIPRES.	3.3k	1/16W	5%	RMC1/16S 332JTH	J24189031		1-	B	d3
R 1269	CHIPRES.	47k	1/16W	5%	RMC1/16S 473JTH	J24189045		1-	A	D3
R 1270	CHIPRES.	47k	1/16W	5%	RMC1/16S 473JTH	J24189045		1-	A	C3
R 1272	CHIPRES.	100k	1/16W	5%	RMC1/16S 104JTH	J24189049		1-	A	D3
R 1273	CHIPRES.	2.2k	1/16W	5%	RMC1/16S 222JTH	J24189029		1-	A	D3
R 1274	CHIPRES.	100k	1/16W	5%	RMC1/16S 104JTH	J24189049		1-	A	D3
R 1275	CHIPRES.	2.2k	1/16W	5%	RMC1/16S 222JTH	J24189029		1-	A	D3
R 1276	CHIPRES.	100k	1/16W	5%	RMC1/16S 104JTH	J24189049		1-	A	C2
R 1277	CHIPRES.	470k	1/16W	5%	RMC1/16S 474JTH	J24189057		1-	A	C2
R 1278	CHIPRES.	100	1/16W	5%	RMC1/16S 101JTH	J24189013		1-	B	d2
R 1279	CHIPRES.	100	1/16W	5%	RMC1/16S 101JTH	J24189013		1-	B	d2
R 1280	CHIPRES.	330k	1/16W	5%	RMC1/16S 334JTH	J24189055		1-	B	d2
R 1281	CHIPRES.	220	1/16W	5%	RMC1/16S 221JTH	J24189017		1-	B	d2
R 1282	CHIPRES.	2.2k	1/16W	5%	RMC1/16S 222JTH	J24189029		1-	B	d2
R 1283	CHIPRES.	22k	1/16W	5%	RMC1/16S 223JTH	J24189041		1-	B	d2
R 1284	CHIPRES.	15k	1/16W	5%	RMC1/16S 153JTH	J24189039		1-	B	d2
R 1285	CHIPRES.	470	1/16W	5%	RMC1/16S 471JTH	J24189021		1-	B	d2
R 1286	CHIPRES.	470	1/16W	5%	RMC1/16S 471JTH	J24189021		1-	B	d2
R 1287	CHIPRES.	470	1/16W	5%	RMC1/16S 471JTH	J24189021		1-	B	d2
R 1288	CHIPRES.	100k	1/16W	5%	RMC1/16S 104JTH	J24189049		1-	B	d2
R 1289	CHIPRES.	47	1/16W	5%	RMC1/16S 470JTH	J24189009		1-	B	e1
R 1290	CHIPRES.	10k	1/16W	5%	RMC1/16S 103JTH	J24189037		1-	B	e1
R 1291	CHIPRES.	2.2k	1/16W	5%	RMC1/16S 222JTH	J24189029		1-	B	d2
R 1292	CHIPRES.	2.2k	1/16W	5%	RMC1/16S 222JTH	J24189029		1-	B	d2
R 1293	CHIPRES.	100k	1/16W	5%	RMC1/16S 104JTH	J24189049		1-	B	d2
R 1294	CHIPRES.	220	1/16W	5%	RMC1/16S 221JTH	J24189017		1-	B	d2
R 1295	CHIPRES.	22k	1/16W	5%	RMC1/16S 223JTH	J24189041		1-	B	d2
R 1296	CHIPRES.	15k	1/16W	5%	RMC1/16S 153JTH	J24189039		1-	B	d2
R 1297	CHIPRES.	680	1/16W	5%	RMC1/16S 681JTH	J24189023		1-	B	d2
R 1298	CHIPRES.	220k	1/16W	5%	RMC1/16S 224JTH	J24189053		1-	B	d2
R 1299	CHIPRES.	470	1/16W	5%	RMC1/16S 471JTH	J24189021		1-	B	d2
R 1300	CHIPRES.	220	1/16W	5%	RMC1/16S 221JTH	J24189017		1-	B	d2
R 1301	CHIPRES.	47	1/16W	5%	RMC1/16S 470JTH	J24189009		1-	B	d1
R 1302	CHIPRES.	10k	1/16W	5%	RMC1/16S 103JTH	J24189037		1-	B	d1
R 1303	CHIPRES.	47	1/16W	5%	RMC1/16S 470JTH	J24189009		1-	B	d1
R 1304	CHIPRES.	47	1/16W	5%	RMC1/16S 470JTH	J24189009		1-3	A	C1
R 1304	CHIPRES.	100	1/16W	5%	RMC1/16S 101JTH	J24189013	W/ CE LABEL	4-	A	C1
R 1304	CHIPRES.	47	1/16W	5%	RMC1/16S 470JTH	J24189009	W/O CE LABEL	4-	A	C1
R 1305	CHIPRES.	150	1/16W	5%	RMC1/16S 151JTH	J24189015		1-	B	d1
R 1305	CHIPRES.	330	1/16W	5%	RMC1/16S 331JTH	J24189019		98-	B	d1
R 1306	CHIPRES.	680	1/16W	5%	RMC1/16S 681JTH	J24189023		1-	B	d1
R 1307	CHIPRES.	470	1/16W	5%	RMC1/16S 471JTH	J24189021		1-	B	d1
R 1308	CHIPRES.	330	1/16W	5%	RMC1/16S 331JTH	J24189019		1-	B	c1
R 1309	CHIPRES.	4.7k	1/16W	5%	RMC1/16S 472JTH	J24189033		1-	B	d1
R 1310	CHIPRES.	22k	1/16W	5%	RMC1/16S 223JTH	J24189041		1-	B	d1
R 1311	CHIPRES.	220	1/16W	5%	RMC1/16S 221JTH	J24189017		1-	B	c1
R 1312	CHIPRES.	100	1/16W	5%	RMC1/16S 101JTH	J24189013		1-	B	c1
R 1313	CHIPRES.	1k	1/16W	5%	RMC1/16S 102JTH	J24189025		1-	A	D2
R 1314	CHIPRES.	470	1/16W	5%	RMC1/16S 471JTH	J24189021		1-	B	e1
R 1315	CHIPRES.	1k	1/16W	5%	RMC1/16S 102JTH	J24189025		1-	A	D2
R 1316	CHIPRES.	1k	1/16W	5%	RMC1/16S 102JTH	J24189025		1-	A	D1
R 1317	CHIPRES.	1k	1/16W	5%	RMC1/16S 102JTH	J24189025		1-	B	c1
R 1318	CHIPRES.	15k	1/16W	5%	RMC1/16S 153JTH	J24189039		1-	A	D1
R 1319	CHIPRES.	10k	1/16W	5%	RMC1/16S 103JTH	J24189037		1-	B	c1
R 1320	CHIPRES.	18k	1/16W	0.5%	RR0510R-183-D	J24189149		1-	A	C3

# MAIN Unit

## Parts List

REF	DESCRIPTION	VALUE	V/W	TOL.	MFR'S DESIG	VXSTD P/N	VERS.	LOT	SIDE	LAY ADR
R 1321	CHIPRES.	47	1/16W	5%	RMC1/16S 470JTH	J24189009		1-	A	D1
R 1322	CHIPRES.	680	1/16W	5%	RMC1/16S 681JTH	J24189023		1-	A	E1
R 1323	CHIPRES.	470	1/16W	5%	RMC1/16S 471JTH	J24189021		1-	A	D1
R 1324	CHIPRES.	33k	1/16W	5%	RMC1/16S 333JTH	J24189043		1-	A	D1
R 1325	CHIPRES.	10k	1/16W	5%	RMC1/16S 103JTH	J24189037		1-	A	D1
R 1326	CHIPRES.	220	1/16W	5%	RMC1/16S 221JTH	J24189017		1-	A	F1
R 1327	CHIPRES.	220	1/16W	5%	RMC1/16S 221JTH	J24189017		1	B	b1
R 1327	CHIPRES.	150	1/16W	5%	RMC1/16S 151JTH	J24189015		2-	B	b1
R 1328	CHIPRES.	10k	1/16W	5%	RMC1/16S 103JTH	J24189037		1-	A	F1
R 1329	CHIPRES.	10k	1/16W	5%	RMC1/16S 103JTH	J24189037		1-	A	F1
R 1330	CHIPRES.	10k	1/16W	5%	RMC1/16S 103JTH	J24189037		1-	A	G1
R 1331	CHIPRES.	10k	1/16W	5%	RMC1/16S 103JTH	J24189037		1-	A	G1
R 1332	CHIPRES.	47k	1/16W	5%	RMC1/16S 473JTH	J24189045		1-	B	a2
R 1333	CHIPRES.	220	1/16W	5%	RMC1/16S 221JTH	J24189017		1-	B	b1
R 1336	CHIPRES.	10k	1/16W	5%	RMC1/16S 103JTH	J24189037		1-	A	F2
R 1337	CHIPRES.	10k	1/16W	5%	RMC1/16S 103JTH	J24189037		1-	A	F1
R 1338	CHIPRES.	47k	1/16W	5%	RMC1/16S 473JTH	J24189045		1-	A	C3
R 1339	CHIPRES.	100	1/16W	5%	RMC1/16S 101JTH	J24189013		1-	A	C1
R 1340	CHIPRES.	1k	1/16W	5%	RMC1/16S 102JTH	J24189025		1-	A	C1
R 1341	CHIPRES.	470k	1/16W	5%	RMC1/16S 474JTH	J24189057		1-	A	C1
R 1342	CHIPRES.	100	1/16W	5%	RMC1/16S 101JTH	J24189013		1-	A	C2
R 1343	CHIPRES.	100	1/16W	5%	RMC1/16S 101JTH	J24189013		1-	A	D2
R 1344	CHIPRES.	100	1/16W	5%	RMC1/16S 101JTH	J24189013		1-	A	D2
R 1345	CHIPRES.	330k	1/16W	5%	RMC1/16S 334JTH	J24189055		1-	A	D2
R 1346	CHIPRES.	100	1/16W	5%	RMC1/16S 101JTH	J24189013		1-	A	D1
R 1347	CHIPRES.	100	1/16W	5%	RMC1/16S 101JTH	J24189013		1-	A	E2
R 1348	CHIPRES.	22	1/16W	5%	RMC1/16S 220JTH	J24189005		1-	A	E2
R 1349	CHIPRES.	220k	1/16W	5%	RMC1/16S 224JTH	J24189053		1-	A	E2
R 1350	CHIPRES.	150	1/16W	5%	RMC1/16S 151JTH	J24189015		1-	B	e1
R 1351	CHIPRES.	220k	1/16W	5%	RMC1/16S 224JTH	J24189053		1-	B	e1
R 1352	CHIPRES.	39k	1/16W	5%	RMC1/16S 393JTH	J24189044		1-	B	e1
R 1353	CHIPRES.	68k	1/16W	5%	RMC1/16S 683JTH	J24189047		1-	B	e1
R 1354	CHIPRES.	100k	1/16W	5%	RMC1/16S 104JTH	J24189049		1-	B	e1
R 1355	CHIPRES.	100k	1/16W	5%	RMC1/16S 104JTH	J24189049		1-	B	d1
R 1356	CHIPRES.	100k	1/16W	5%	RMC1/16S 104JTH	J24189049		1-	B	d1
R 1357	CHIPRES.	10	1/16W	5%	RMC1/16S 100JTH	J24189001		1-	A	D1
R 1359	CHIPRES.	100k	1/16W	5%	RMC1/16S 104JTH	J24189049		1-	A	D1
R 1360	CHIPRES.	22k	1/16W	5%	RMC1/16S 223JTH	J24189041		1-	B	c1
R 1361	CHIPRES.	100k	1/16W	5%	RMC1/16S 104JTH	J24189049		1-	A	E1
R 1362	CHIPRES.	47	1/16W	5%	RMC1/16S 470JTH	J24189009		1-	A	D1
R 1363	CHIPRES.	330	1/16W	5%	RMC1/16S 331JTH	J24189019		1-	A	C1
R 1364	CHIPRES.	1k	1/16W	5%	RMC1/16S 102JTH	J24189025		1-	A	C1
R 1365	CHIPRES.	470k	1/16W	5%	RMC1/16S 474JTH	J24189057		1-	A	C1
R 1366	CHIPRES.	100	1/16W	5%	RMC1/16S 101JTH	J24189013		1-9		
R 1367	CHIPRES.	4.7k	1/16W	5%	RMC1/16S 472JTH	J24189033		1-9		
R 1368	CHIPRES.	100k	1/16W	5%	RMC1/16S 104JTH	J24189049		1-	A	D1
R 1369	CHIPRES.	100k	1/16W	5%	RMC1/16S 104JTH	J24189049		1-	B	c2
R 1370	CHIPRES.	47k	1/16W	5%	RMC1/16S 473JTH	J24189045		1-	A	C3
R 1371	CHIPRES.	47k	1/16W	5%	RMC1/16S 473JTH	J24189045		1-	A	C3
R 1372	CHIPRES.	47k	1/16W	5%	RMC1/16S 473JTH	J24189045		1-	B	e2
R 1373	CHIPRES.	47k	1/16W	5%	RMC1/16S 473JTH	J24189045		1-	A	D2
R 1374	CHIPRES.	150	1/16W	5%	RMC1/16S 151JTH	J24189015		1-	A	C2
R 1375	CHIPRES.	220k	1/16W	5%	RMC1/16S 224JTH	J24189053		1-	A	C2
R 1376	CHIPRES.	47k	1/16W	5%	RMC1/16S 473JTH	J24189045		1-	A	C2
R 1377	CHIPRES.	39k	1/16W	5%	RMC1/16S 393JTH	J24189044		1-	A	C2
R 1378	CHIPRES.	100k	1/16W	5%	RMC1/16S 104JTH	J24189049		1-	A	C2
R 1379	CHIPRES.	100k	1/16W	5%	RMC1/16S 104JTH	J24189049		1-	A	D2
R 1380	CHIPRES.	100k	1/16W	5%	RMC1/16S 104JTH	J24189049		1-	A	D2
R 1381	CHIPRES.	100	1/16W	5%	RMC1/16S 101JTH	J24189013		1-	B	c2
R 1382	CHIPRES.	2.2k	1/16W	5%	RMC1/16S 222JTH	J24189029		1-	B	c2
R 1383	CHIPRES.	100	1/16W	5%	RMC1/16S 101JTH	J24189013		1-	B	c2
R 1384	CHIPRES.	47	1/16W	5%	RMC1/16S 470JTH	J24189009		1-	B	c1
R 1385	CHIPRES.	330k	1/16W	5%	RMC1/16S 334JTH	J24189055		1-	B	c2
R 1386	CHIPRES.	47k	1/16W	5%	RMC1/16S 473JTH	J24189045		1-	B	c1
R 1387	CHIPRES.	3.3k	1/16W	5%	RMC1/16S 332JTH	J24189031		1-	B	c2
R 1388	CHIPRES.	3.3k	1/16W	5%	RMC1/16S 332JTH	J24189031		1-	B	b2
R 1389	CHIPRES.	470	1/16W	5%	RMC1/16S 471JTH	J24189021		1-	A	C2
R 1390	CHIPRES.	1k	1/16W	5%	RMC1/16S 102JTH	J24189025		1-	A	C2
R 1391	CHIPRES.	470	1/16W	5%	RMC1/16S 471JTH	J24189021		1-	A	C2
R 1392	CHIPRES.	22	1/16W	5%	RMC1/16S 220JTH	J24189005		1-	A	C2
R 1393	CHIPRES.	470k	1/16W	5%	RMC1/16S 474JTH	J24189057		1-	A	C2
R 1394	CHIPRES.	100	1/16W	5%	RMC1/16S 101JTH	J24189013		1-	A	D2
R 1395	CHIPRES.	470	1/16W	5%	RMC1/16S 471JTH	J24189021		1-	A	D2

# MAIN Unit

## Parts List

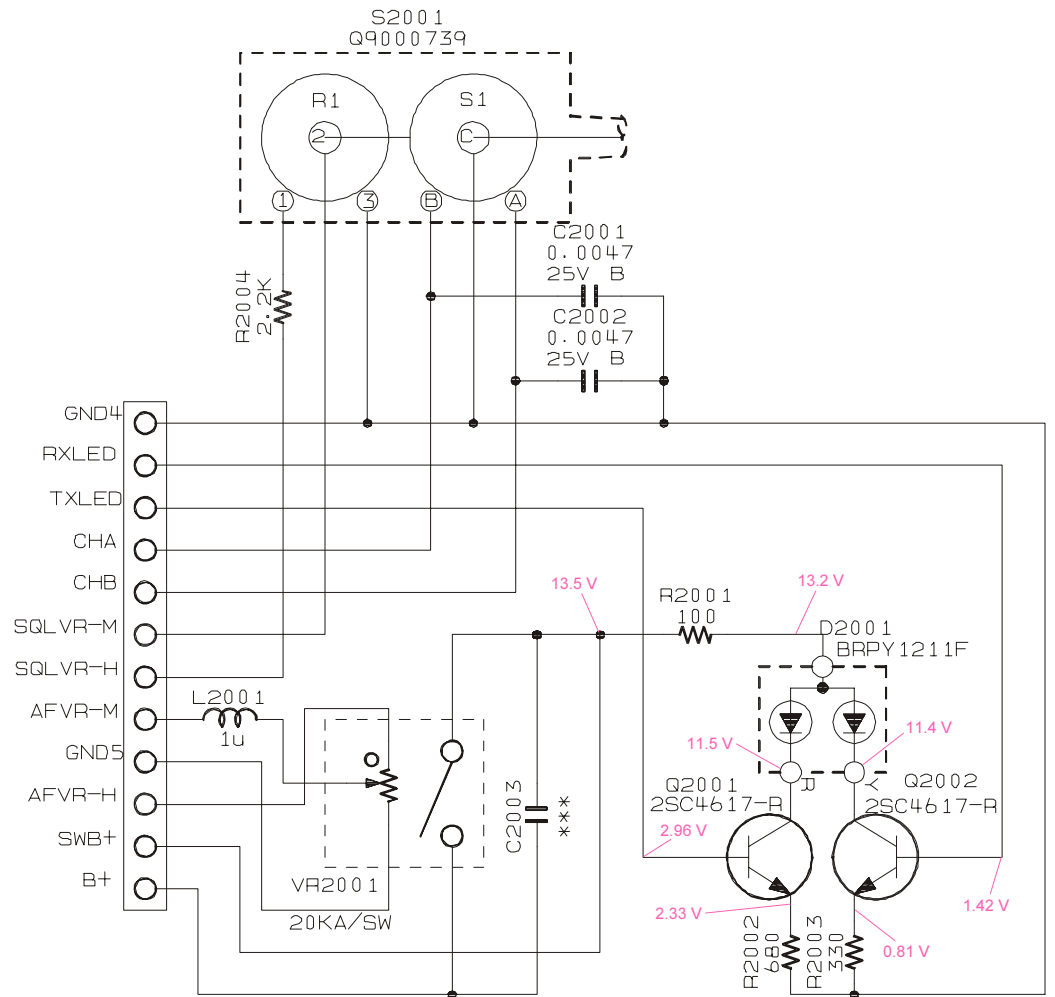
REF	DESCRIPTION	VALUE	V/W	TOL.	MFR'S DESIG	VXSTD P/N	VERS.	LOT	SIDE	LAY ADR
R 1396	CHIPRES.	47	1/16W	5%	RMC1/16S 470JTH	J24189009		1-	A	D2
R 1397	CHIPRES.	150	1/16W	5%	RMC1/16S 151JTH	J24189015		1-	B	c2
R 1398	CHIPRES.	100k	1/16W	5%	RMC1/16S 104JTH	J24189049		1-	B	c2
R 1399	CHIPRES.	470k	1/16W	5%	RMC1/16S 474JTH	J24189057		1-	B	c2
R 1400	CHIPRES.	100k	1/16W	5%	RMC1/16S 104JTH	J24189049		1-	B	c2
R 1401	CHIPRES.	3.3k	1/16W	5%	RMC1/16S 332JTH	J24189031		1-	B	c2
R 1402	CHIPRES.	1k	1/16W	5%	RMC1/16S 102JTH	J24189025		1-	A	D1
R 1403	CHIPRES.	100	1/16W	5%	RMC1/16S 101JTH	J24189013		1-	B	a2
R 1404	CHIPRES.	100	1/16W	5%	RMC1/16S 101JTH	J24189013		1-	B	a2
R 1405	CHIPRES.	470k	1/16W	5%	RMC1/16S 474JTH	J24189057		1-	B	a2
R 1406	CHIPRES.	4.7k	1/16W	5%	RMC1/16S 472JTH	J24189033		1-	B	a2
R 1407	CHIPRES.	100k	1/16W	5%	RMC1/16S 104JTH	J24189049		1-	B	c2
R 1408	CHIPRES.	1M	1/16W	5%	RMC1/16S 105JTH	J24189061		1-	A	E2
R 1409	CHIPRES.	1.5M	1/16W	5%	RMC1/16S 155JTH	J24189063		1-	A	E3
R 1410	CHIPRES.	100k	1/16W	5%	RMC1/16S 104JTH	J24189049		1-	A	E3
R 1411	CHIPRES.	100k	1/16W	5%	RMC1/16S 104JTH	J24189049		1-	A	E2
R 1412	CHIPRES.	330k	1/16W	5%	RMC1/16S 334JTH	J24189055		1-	A	E2
R 1413	CHIPRES.	330	1/16W	5%	RMC1/16S 331JTH	J24189019		1-	B	f1
R 1414	CHIPRES.	100	1/16W	5%	RMC1/16S 101JTH	J24189013		1-	A	D3
R 1415	CHIPRES.	470k	1/16W	5%	RMC1/16S 474JTH	J24189057		1-	B	f1
R 1416	CHIPRES.	47k	1/16W	5%	RMC1/16S 473JTH	J24189045		1-	A	F3
R 1417	CHIPRES.	47k	1/16W	5%	RMC1/16S 473JTH	J24189045		1-	A	F3
R 1418	CHIPRES.	470	1/16W	5%	RMC1/16S 471JTH	J24189021		1-	B	b1
R 1419	CHIPRES.	0	1/16W	5%	RMC1/16S JPTH	J24189070		1-	B	b2
R 1420	CHIPRES.	1M	1/16W	5%	RMC1/16S 105JTH	J24189061		1-	B	a2
R 1421	CHIPRES.	3.3k	1/16W	0.5%	RR0510P-332-D	J24189131		1-	B	d3
R 1422	CHIPRES.	4.7k	1/16W	5%	RMC1/16S 472JTH	J24189033		1-	A	C3
R 1423	CHIPRES.	4.7k	1/16W	5%	RMC1/16S 472JTH	J24189033		1-	B	c4
R 1424	CHIPRES.	47k	1/16W	5%	RMC1/16S 473JTH	J24189045		1-	A	D1
R 1425	CHIPRES.	47k	1/16W	5%	RMC1/16S 473JTH	J24189045		1-	B	e1
R 1426	CHIPRES.	47k	1/16W	5%	RMC1/16S 473JTH	J24189045		1-	A	D2
R 1427	CHIPRES.	1k	1/16W	5%	RMC1/16S 102JTH	J24189025		1-	B	e4
R 1428	CHIPRES.	1k	1/16W	5%	RMC1/16S 102JTH	J24189025		1-	A	F2
R 1429	CHIPRES.	1k	1/16W	5%	RMC1/16S 102JTH	J24189025		1-	A	G4
R 1430	CHIPRES.	0	1/16W	5%	RMC1/16S JPTH	J24189070		1-	B	d4
R 1431	CHIPRES.	1k	1/16W	5%	RMC1/16S 102JTH	J24189025		6-	A	E3
R 1432	CHIPRES.	100k	1/16W	5%	RMC1/16S 104JTH	J24189049		4-	B	f3
R 1433	CHIPRES.	33k	1/16W	5%	RMC1/16S 333JTH	J24189043		4-	B	f3
S 1002	TACT SWITCH				EVQP4403M	N5090132		1-	A	F1
S 1003	TACT SWITCH				EVQP4403M	N5090132		1-	A	E1
S 1004	TACT SWITCH				EVQP4403M	N5090132		1-	A	D1
TH1001	THERMISTOR				TBPS1R473K475H5Q	G9090068		1-	A	E2
TH1002	THERMISTOR				TBPS1R103K440H5Q	G9090067		1-	B	f1
TH1003	THERMISTOR				TBPS1R104K475H5Q	G9090069		1-	B	f1
X 1001	XTAL TRS-4.0	4MHz			4.000MHZ	H0103283		1-	B	b3
X 1001	XTL XJNGGIDANF	4MHz			4.000000MHZ	H0103314		31-	B	b3
X 1002	XTAL TSS-6	11.7MHz			TSS-5032A 11.7MHZ	H0103264		1-	B	e2
XF1001	XTAL FILTER				MFT47R 47.25MHZ	H1102352		1-	B	f1
	HOLDER					RA0595200		1-		
	TERMINAL PLATE R				(ANT)	RA010700A		1-		
	TERMINAL PLATE					RA0322800		1-		
	LCD HOLDER					RA032090B		1-		
	REFLECTORSHEET					RA0324800		1-		
	INTERCONNECTOR				(LCD)	RA0324700		1-		
	INTERCONNECTOR				(PCB)	RA0211200		1-		
	SHIELD CASE					RA0595400		1-		
	TERMINAL PLATE					RA0210700		1-		
	HOLDERRUBBER				(MIC)	RA0110200		1-		
	SHIELD CASE COVER				(FET)	RA0641700	W/ CE LABEL	4-		
	SHIELD CASE COVER				(FET)	RA064170A	W/ CE LABEL	15-		
	SHIELD CASE COVER				(MIX)	RA0641800	W/ CE LABEL	4-		
	SHIELD CASE COVER				(MIX)	RA064180A	W/ CE LABEL	15-		
	COPPERSHEET					RA1097100		90-		

*MAIN Unit*

*Parts List*

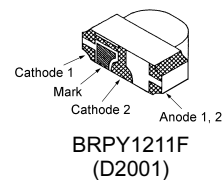
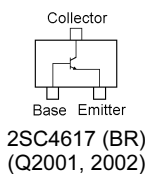
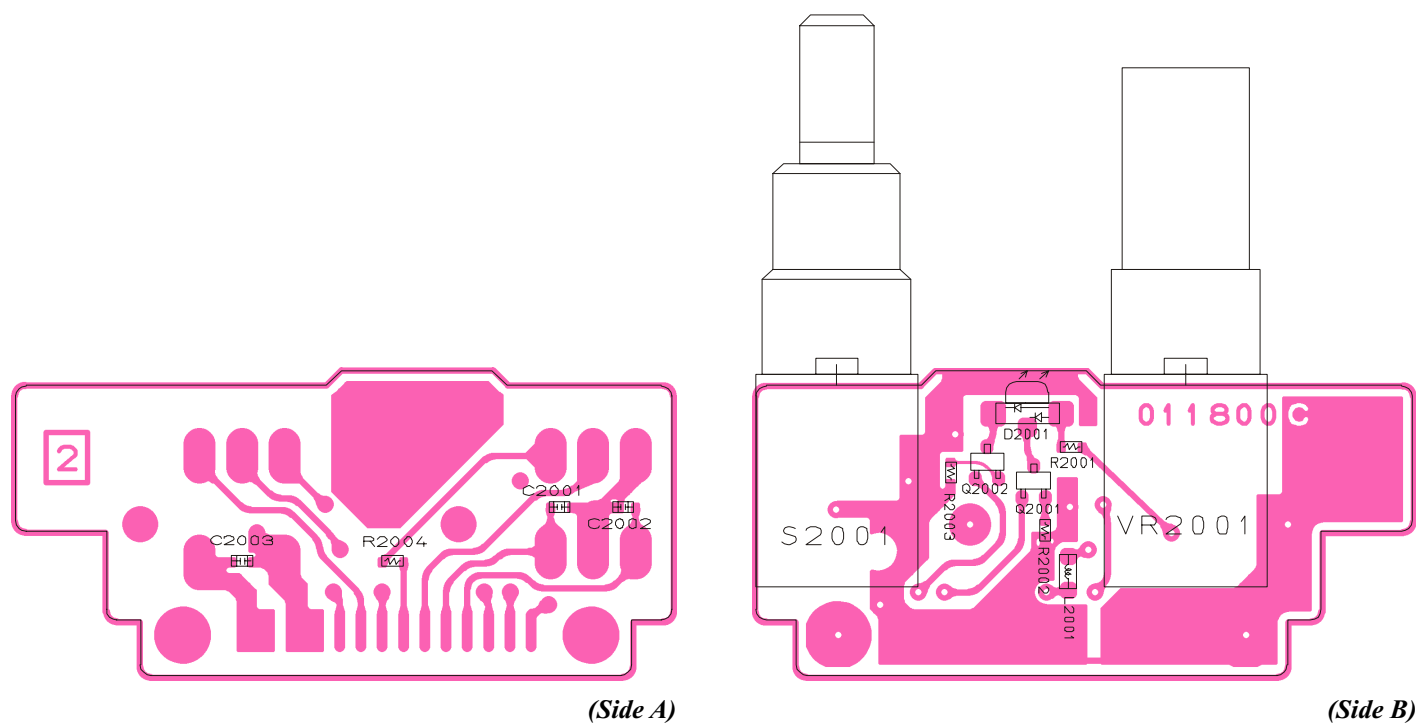
# VR Unit

## Circuit Diagram



# VR Unit

## Parts Layout



## Parts List

REF	DESCRIPTION	VALUE	V/W	TOL.	MFR'S DESIG	VXSTD P/N	VERS.	LOT	SIDE	LAY ADR
	Printed Circuit Board				AH017M000	FR011800C		1-		
C 2001	CHIP CAP.	0.0047uF	25V	B	GRM36B472K25PT	K22148830		1-	A	B1
C 2001	CHIP CAP.	0.0047uF	50V	B	GRM155B11H472KA01D	K22178838		57-	A	B1
C 2002	CHIP CAP.	0.0047uF	25V	B	GRM36B472K25PT	K22148830		1-	A	B1
C 2002	CHIP CAP.	0.0047uF	50V	B	GRM155B11H472KA01D	K22178838		57-	A	B1
D 2001	LED				BRPY1211F-TR	G2070706		1-	B	a1
L 2001	M.RFC	1uH			LK1608 1R0K-T	L1690687		1-	B	a1
Q 2001	TRANSISTOR				2SC4617 TL R	G3346178R		1-	B	a1
Q 2002	TRANSISTOR				2SC4617 TL R	G3346178R		1-	B	a1
R 2001	CHIPRES.	100	1/16W	5%	RMC1/16S 101JTH	J24189013		1-	B	a1
R 2002	CHIPRES.	680	1/16W	5%	RMC1/16S 681JTH	J24189023		1-	B	a1
R 2003	CHIPRES.	330	1/16W	5%	RMC1/16S 331JTH	J24189019		1-	B	a1
R 2004	CHIPRES.	2.2k	1/16W	5%	RMC1/16S 222JTH	J24189029		1-	A	A1
S 2001	ROTARY ENCODER				TP76D96E20	Q9000739		1-	B	a1
VR2001	POT.				TP76N00N 20KA/SW	J60800236		1-	B	b1







Copyright 2010  
VERTEX STANDARD CO., LTD.  
All rights reserved

No portion of this manual  
may be reproduced without  
the permission of  
VERTEX STANDARD CO., LTD.